



# 2021 Customer Price Guide



**SCALING AND MEASURING**

Water Chiller  
Water Meter  
Flour Sifter  
Flour Dosing Unit

**MIXING AND KNEADING**

Bowl Lift  
Spiral Mixer  
Planetary Mixer  
Removable Bowl Spiral Mixer  
Dough Transfer Platform  
Fork Mixer

**MAKEUP AND PROCESSING**

Multi Pocket Divider  
Volumetric Divider  
Double Piston Volumetric Divider  
Conical Rounder  
Industrial Conical Rounder  
Multi Pocket Divider Rounder  
Flattening and Moulding Machine  
Long Moulder  
Industrial Long Moulder  
Panning Machine  
Dry Bread Crumb Machine

**PROOFING AND RETARDING**

Intermediate Proofer  
Proofer Humidifier

**OVENS**

**DECK OVENS**

Mini Multi Deck Ovens  
Industrial Steam Tube Deck Oven  
Slim Mini Steam Tube Deck Oven  
Mini Steam Tube Deck Oven  
Steam Tube Ovens

**RACK OVENS**

Mini Rack Oven

**BREAD LINES**

Complete Bread Line

BECOM SALES.COM, INC.

**Main Warehouse**

409 W. Cooper Street, Tipton MO 65081

**Corporate Headquarters**

5500 Olympic Drive  
STE H105 - PMB 117, Gig Harbor, WA 98335

**Customer Service**

PH: 360-255-7467, 888-869-5737  
FX: 253-276-0244 sales@becomsales.com





## SCALING AND MEASURING

MIXING AND KNEADING

MAKE-UP AND PROCESSING

PROOFING AND RETARDING

OVENS

Deck Ovens

Rack Ovens

COMPLETE BREAD LINE

BECOM SALES.COM, INC.

### Main Warehouse

409 W. Cooper Street, Tipton MO 65081

### Corporate Headquarters

5500 Olympic Drive  
STE H105 - PMB 117, Gig Harbor, WA 98335

### Customer Service

PH: 360-255-7467, 888-869-5737  
FX: 253-276-0244 sales@becomsales.com



## Overview

The BEcom Water Chiller delivers consistently chilled water in a small footprint. Used in conjunction with our water meter (not included), bakers can accurately deliver the needed amount of water at the temperature they choose. Heavy duty stainless steel construction makes the BEcom Water Chiller a reliable money and time saving water chilling solution.



BECOM SALES.COM, INC.

### Main Warehouse

409 W. Cooper Street, Tipton MO 65081

### Corporate Headquarters

5500 Olympic Drive  
STE H105 - PMB 117, Gig Harbor, WA 98335

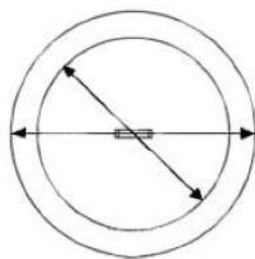

### Customer Service

PH: 360-255-7467, 888-869-5737  
FX: 253-276-0244 sales@becomsales.com



## Technical Data

MODEL	GALLONS	DIAMETER	HEIGHT	POWER
BE-CHIL-300LT	79	32"	69"	220 V 1 Ph 60Hz 5.7 AMP
BE-CHIL-600LT	159	37"	81"	
BE-CHIL-900LT	238	45"	81"	



BECOM SALES.COM, INC.



## Overview

BEcom's Water Meter dispenses a specific amount of water allowing you to make consistent dough. The digital control panel will let you measure from .1 to 99.9 Liters and give you an exact reading of water temperature. The BE-WM-C makes scaling water easy and accurate, giving you the consistency needed to produce quality products every time.



BECOM SALES.COM, INC.

### Main Warehouse

409 W. Cooper Street, Tipton MO 65081

### Corporate Headquarters

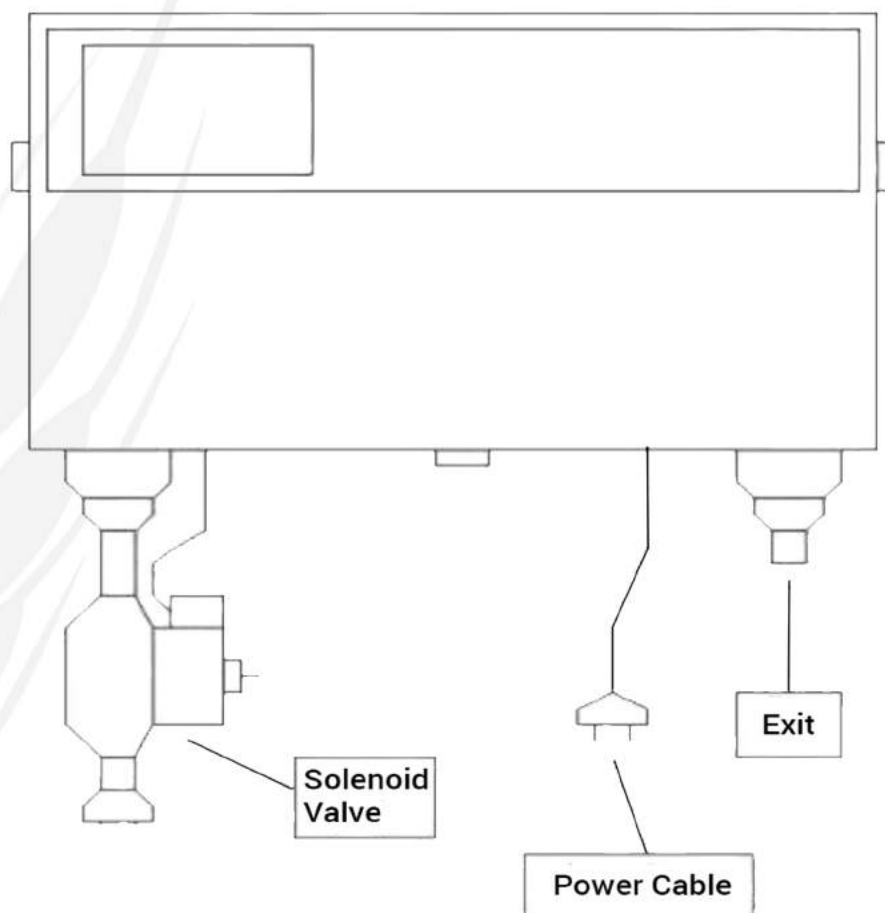
5500 Olympic Drive  
STE H105 - PMB 117, Gig Harbor, WA 98335

### Customer Service

PH: 360-255-7467, 888-869-5737  
FX: 253-276-0244 sales@becomsales.com



MODEL	DIMENSIONS	WEIGHT	MAX FLOW RATE	POWER
BE-WM-C	11" X 12" X 4"	12 LBS	16 GAL/MIN	110V / 60HZ / 1PH



BECOM SALES.COM, INC.

**Main Warehouse**  
409 W. Cooper Street, Tipton MO 65081

**Corporate Headquarters**  
5500 Olympic Drive  
STE H105 - PMB 117, Gig Harbor, WA 98335

**Customer Service**  
PH: 360-255-7467, 888-869-5737  
FX: 253-276-0244 sales@becomsales.com



## WATER METER (HOT & COLD) BE-WM-HC

### Overview

BEcom's Water Meter dispenses a specific amount of water allowing you to make consistent dough. The digital control panel will let you measure from .1 to 99.9 Liters and give you an exact reading of water temperature. The BE-WM-HC makes scaling water easy and accurate, giving you the consistency needed to produce quality products every time.



#### Main Warehouse

409 W. Cooper Street, Tipton MO 65081

#### Corporate Headquarters

5500 Olympic Drive  
STE H105 - PMB 117, Gig Harbor, WA 98335

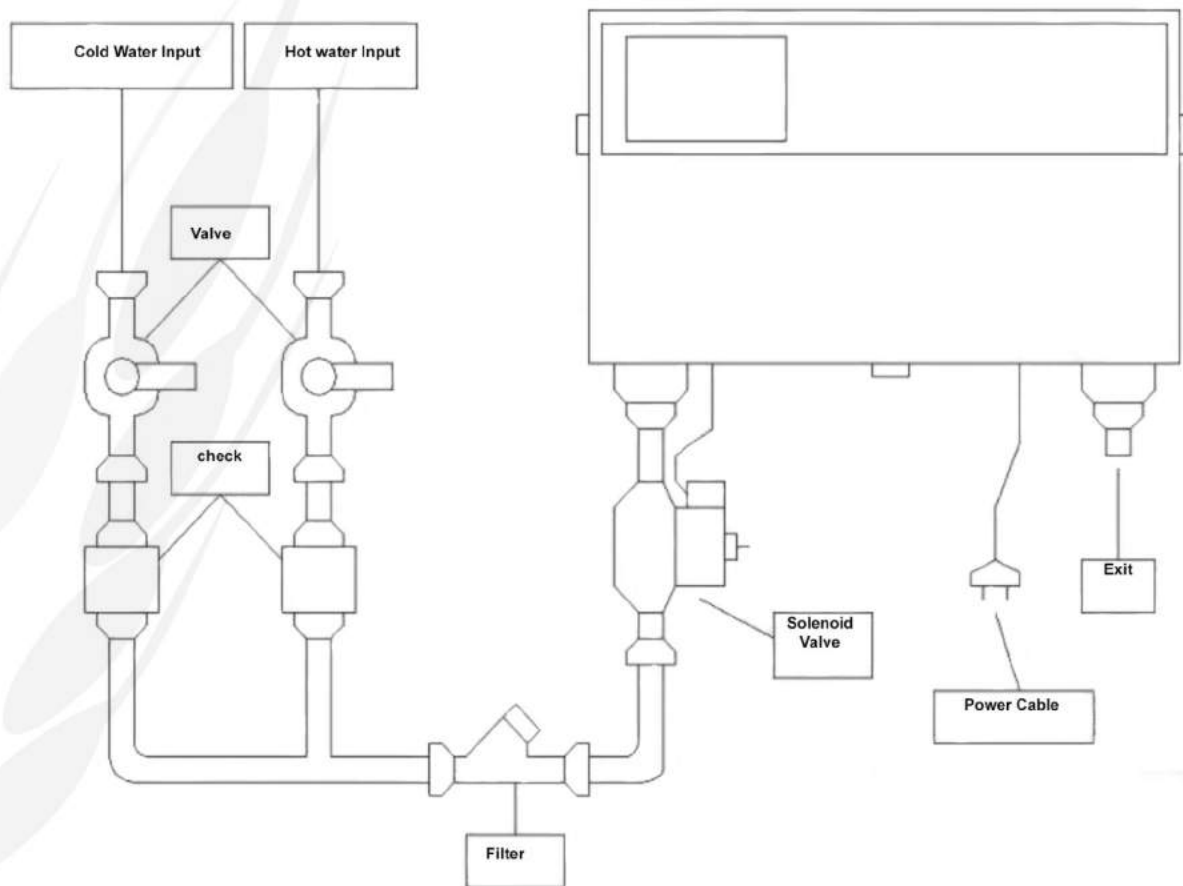
#### Customer Service

PH: 360-255-7467, 888-869-5737  
FX: 253-276-0244 sales@becomsales.com



## Technical Data

MODEL	DIMENSIONS	WEIGHT	MAX FLOW RATE
BE-WM-HC	11" x 12" x 4"	12 lbs	16 Gal/Min



BECOM SALES.COM, INC.

### Main Warehouse

409 W. Cooper Street, Tipton MO 65081

### Corporate Headquarters

5500 Olympic Drive  
STE H105 - PMB 117, Gig Harbor, WA 98335

### Customer Service

PH: 360-255-7467, 888-869-5737  
FX: 253-276-0244 sales@becomsales.com



## Overview

The Flour Sifter is one of the most underutilized pieces of equipment in the baking industry. The BEcom Sifter removes clumps in your flour for smooth and consistent texture. The sifting action aerates the flour ensuring quality dough and/or batter. The BE-FS-10 is a mobile unit allowing it to be easily moved within your bakery. The in-feed hopper is conveniently located at ground level for safe and effortless loading of product. Flour passes through the specially designed sifting screens and out into your mixing bowl, ready for your next batch.



BECOM SALES.COM, INC.

### Main Warehouse

409 W. Cooper Street, Tipton MO 65081

### Corporate Headquarters

5500 Olympic Drive  
STE H105 - PMB 117, Gig Harbor, WA 98335

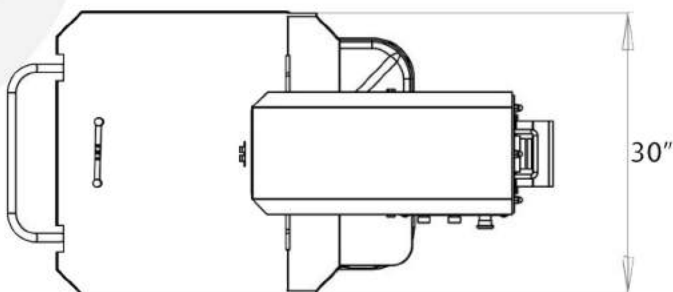
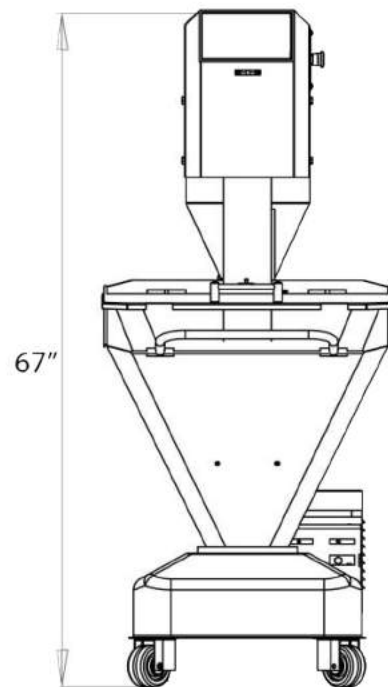
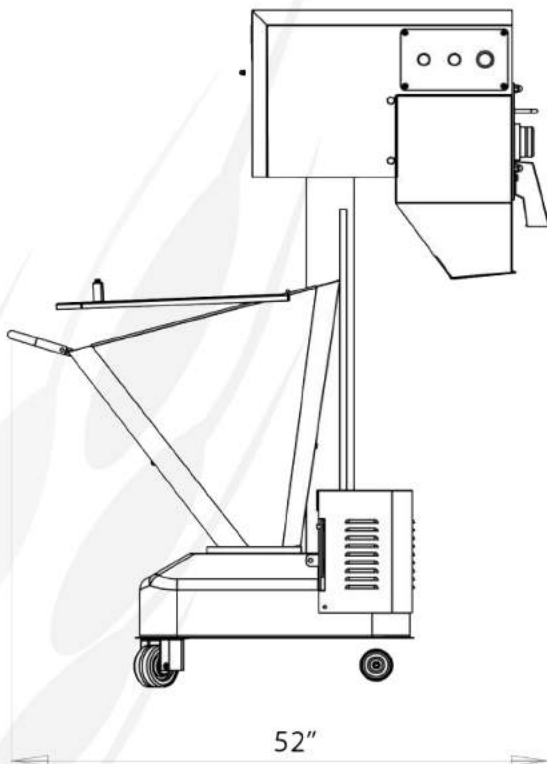
### Customer Service

PH: 360-255-7467, 888-869-5737  
FX: 253-276-0244 sales@becomsales.com



## TECHNICAL DATA

MODEL	CAPACITY	WEIGHT	DIMENSIONS	POWER
BE-FS-10	4000LBS/ HOUR	205LBS	30"L X 52"W X 67"H	120V - 1PH - 60HZ - 9 AMPS



BECOM SALES.COM, INC.

### Main Warehouse

409 W. Cooper Street, Tipton MO 65081

### Corporate Headquarters

5500 Olympic Drive  
STE H105 - PMB 117, Gig Harbor, WA 98335


### Customer Service

PH: 360-255-7467, 888-869-5737  
FX: 253-276-0244 sales@becomsales.com



## Overview

BEcom has developed a sustainable solution for automated storage and dosing of water and flour. The system takes the flour or ingredients from the silo, doses the precise quantity, and delivers the mixture to the mixer bowl when needed. BEcom uses a pneumatic conveyor system to transport all ingredients ensuring that no flour remains in the conveying pipes. The touch screen controls all pre-dough functions including water dosing and recipes.



BECOM SALES.COM, INC.

### Main Warehouse

409 W. Cooper Street, Tipton MO 65081

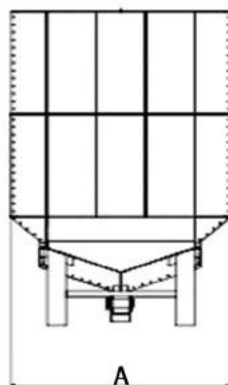
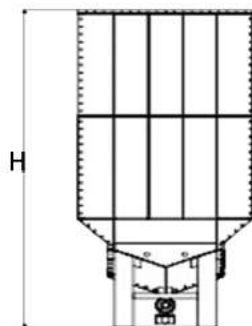
### Corporate Headquarters

5500 Olympic Drive  
STE H105 - PMB 117, Gig Harbor, WA 98335

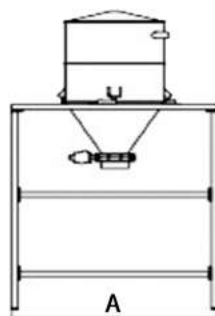
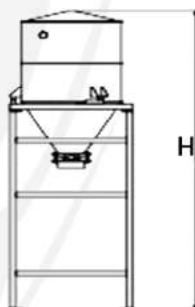
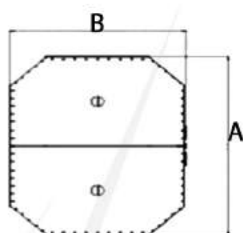
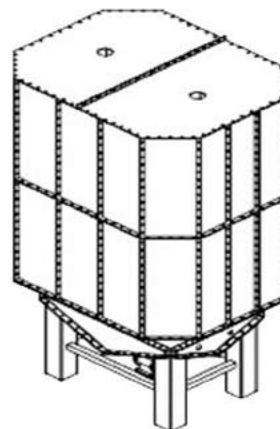
### Customer Service

PH: 360-255-7467, 888-869-5737  
FX: 253-276-0244 sales@becomsales.com

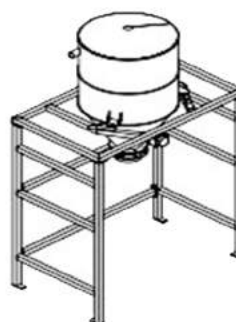
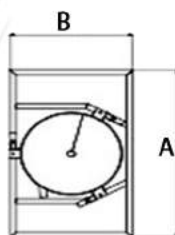




**BE-EFS SERIES  
FLOUR SILO**



**BE-EWS 3000  
DOSING UNIT**



MODEL	DIMENSIONS A x B x H	WEIGHT CAPACITY	MACHINE WEIGHT	POWER
BE-EFS 3000	69" x 55" x 122"	6614 lbs.	2954 lbs.	220V - 60Hz - 3Ph 10.5 AMPS
BE-EFS 4000	71" x 59" x 161"	8818 lbs.	3395 lbs.	220V - 60Hz - 3Ph 10.5 AMPS
BE-EWS 3000	56" x 39" x 118"	551 lbs.	545 lbs.	220V - 60Hz - 3Ph .6 AMPS

BECOM SALES.COM, INC.

**Main Warehouse**

409 W. Cooper Street, Tipton MO 65081

**Corporate Headquarters**

5500 Olympic Drive  
STE H105 - PMB 117, Gig Harbor, WA 98335

**Customer Service**

PH: 360-255-7467, 888-869-5737  
FX: 253-276-0244 sales@becomsales.com





SCALING AND MEASURING



**MIXING AND KNEADING**



MAKE-UP AND PROCESSING



PROOFING AND RETARDING



OVENS

Deck Ovens

Rack Ovens



COMPLETE BREAD LINE

BECOM SALES.COM, INC.

**Main Warehouse**

409 W. Cooper Street, Tipton MO 65081

**Corporate Headquarters**

5500 Olympic Drive  
STE H105 - PMB 117, Gig Harbor, WA 98335

**Customer Service**

PH: 360-255-7467, 888-869-5737  
FX: 253-276-0244 sales@becomsales.com



## Overview

The lifting and tilting mixing bowl hoist system with motor reducer provides maximum lifting force with minimum effort, and without the disadvantages of hydraulic systems. It allows batch mixing and production to be at its highest efficiency, as well as safety, in feeding a variety of different dough processing lines. A loading platform is available as an option.



BECOM SALES.COM, INC.

### Main Warehouse

409 W. Cooper Street, Tipton MO 65081

### Corporate Headquarters

5500 Olympic Drive  
STE H105 - PMB 117, Gig Harbor, WA 98335

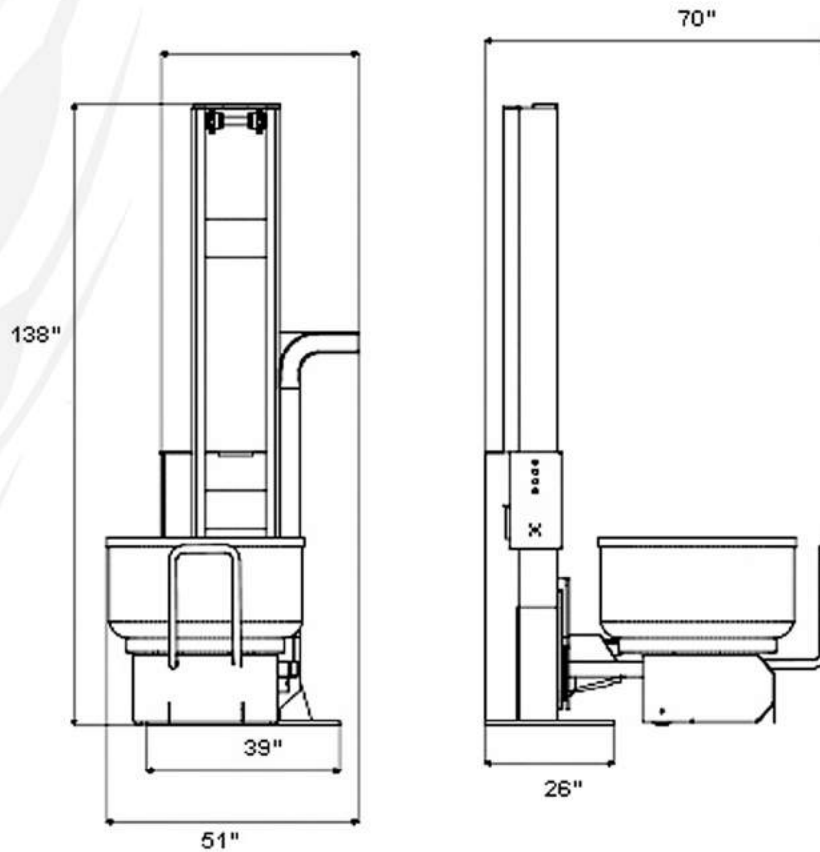
### Customer Service

PH: 360-255-7467, 888-869-5737  
FX: 253-276-0244 sales@becomsales.com



## Technical Data

MODEL	MACHINE DIMS	DUMP HEIGHT	CAPACITY MIN (PER HOUR)	CAPACITY MAX (PER HOUR)	WEIGHT	POWER
BE-BL-250	39" X 73" X 138"	96"	220LBS	551lbs	2072lbs	220V - 60Hz 3Ph - 3 AMPS



BECOM SALES.COM, INC.

### Main Warehouse

409 W. Cooper Street, Tipton MO 65081

### Corporate Headquarters

5500 Olympic Drive  
STE H105 - PMB 117, Gig Harbor, WA 98335

### Customer Service

PH: 360-255-7467, 888-869-5737  
FX: 253-276-0244 sales@becomsales.com



## Overview

Spiral Mixers are commonly preferred by bakeries and pastry shops in order to shorten the kneading time without overheating the dough. Similar dough texture and aeration is obtained even with larger batches this machine can be used as manual or automatic, with two programmable timers, the bowl, spiral arm, and breaker bar are all made of stainless steel. The bowl can be rotated in reverse, and the machine works silently due to the belt transmissions. This machine is on wheels for easy movement, with the ability to be locked in place with support post, and a temperature gauge may be added as an option.



BECOM SALES.COM, INC.

### Main Warehouse

409 W. Cooper Street, Tipton MO 65081

### Corporate Headquarters

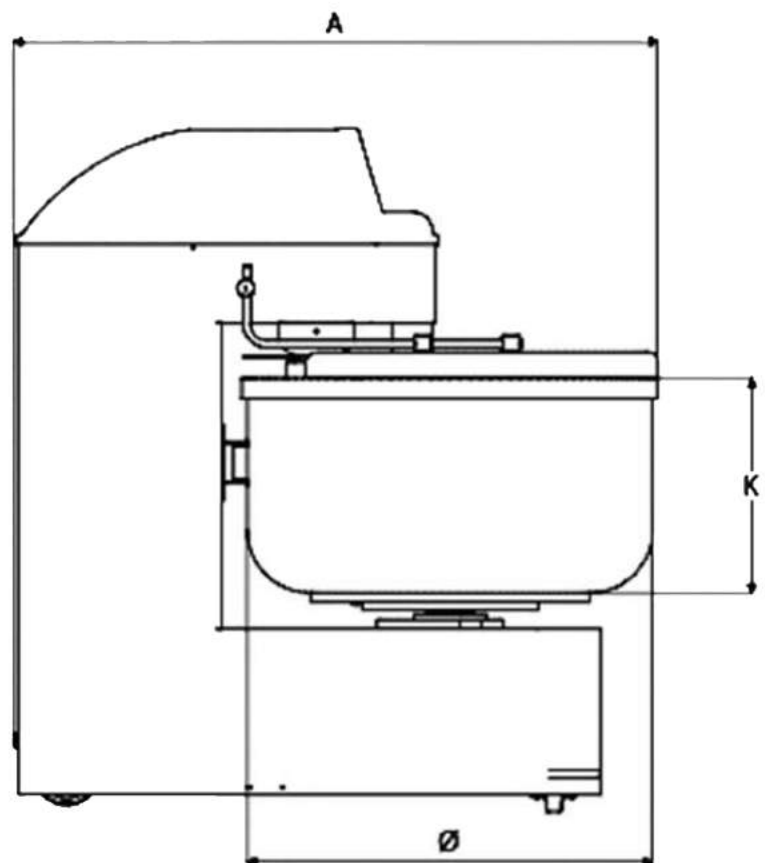
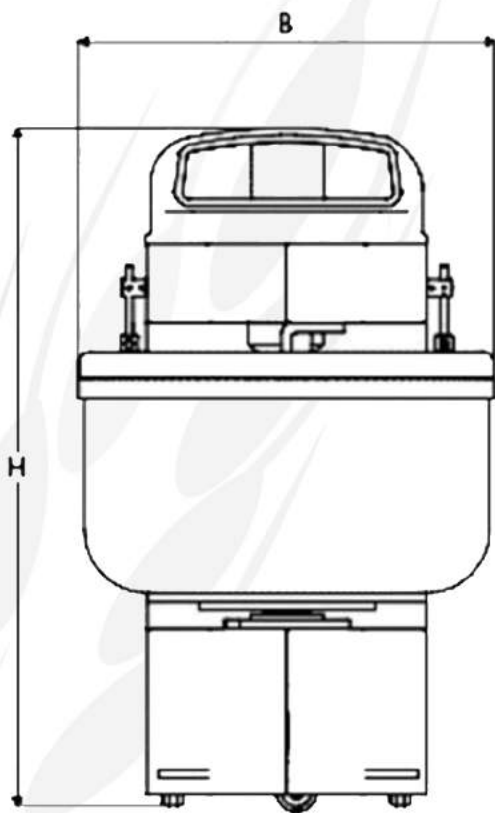
5500 Olympic Drive  
STE H105 - PMB 117, Gig Harbor, WA 98335

### Customer Service

PH: 360-255-7467, 888-869-5737  
FX: 253-276-0244 sales@becomsales.com



MODEL	FLOUR CAPACITY	DOUGH CAPACITY	BOWL DIMS	WEIGHT	MACHINE DIMS W X D X H	POWER	HP
BE-SFB 60	88 LBS	123 LBS	24" X 14"	980 LBS	24" X 42" X 45"	220V - 3PH - 60HZ 15.4 AMPS	6.7
BE-SFB 80	110 LBS	176 LBS	28" X 16"	1102 LBS	29" X 49" X 53"	220V - 3 PH - 60HZ 19.4 AMPS	5 - 7.5
BE-SFB 130	176 LBS	287 LBS	32" X 17"	1168 LBS	32" X 51" X 53"	220V - 3 PH - 60HZ 30.3 AMPS	5 - 7.5
BE-SFB 160	220 LBS	353 LBS	36" X 19"	1852 LBS	36" X 58" X 53"	220V - 3 PH - 60HZ 47.3 AMPS	10 - 7.5
BE-SFB 250	331 LBS	551 LBS	40" X 20"	1940 LBS	40" X 62" X 62"	220V - 3PH - 60HZ 47.3 AMPS	15 - 10



BECOM SALES.COM, INC.

**Main Warehouse**

409 W. Cooper Street, Tipton MO 65081

**Corporate Headquarters**

5500 Olympic Drive  
STE H105 - PMB 117, Gig Harbor, WA 98335

**Customer Service**

PH: 360-255-7467, 888-869-5737  
FX: 253-276-0244 sales@becomsales.com



## Overview

Planetary mixers were specifically designed for bakeries, patisseries, hotels and large kitchens. The term “planetary” describes the spinning motion of the agitator on its shaft while the entire drive circles the bowl, to achieve effective mixing and thorough distribution. This highly versatile type of mixer can be used for mixing, beating and kneading thanks to multiple speeds and an interchangeable mixing tool system. The removable bowl makes quick batch changes and cleaning a snap.



BECOM SALES.COM, INC.

### Main Warehouse

409 W. Cooper Street, Tipton MO 65081

### Corporate Headquarters

5500 Olympic Drive  
STE H105 - PMB 117, Gig Harbor, WA 98335

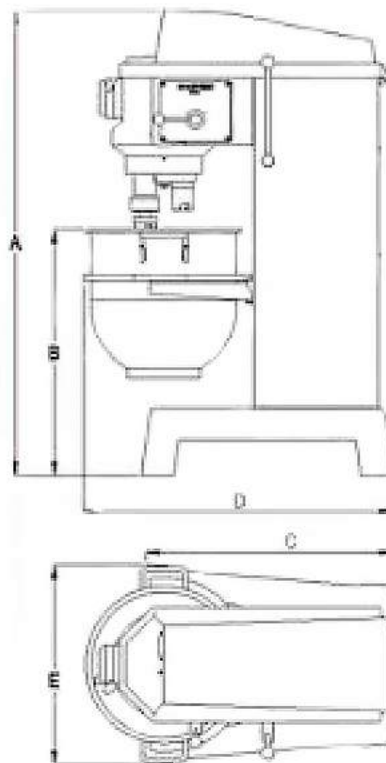
### Customer Service

PH: 360-255-7467, 888-869-5737  
FX: 253-276-0244 sales@becomsales.com



## Technical Data

BOWL VOLUME	DIMENSIONS	WEIGHT	POWER	HP
60QT	25" X 36" X 54"	507LBS	220V/3PH/60Hz/6 AMPS	3



BECOM SALES.COM, INC.

### Main Warehouse

409 W. Cooper Street, Tipton MO 65081

### Corporate Headquarters

5500 Olympic Drive  
STE H105 - PMB 117, Gig Harbor, WA 98335

### Customer Service

PH: 360-255-7467, 888-869-5737  
FX: 253-276-0244 sales@becomsales.com



## Overview

BEcom's removable bowl spiral mixer has been designed for industrial environments. Excellent kneading and practical operation have been merged through a 2 speed kneading system, powerful double speed motors, and a removable bowl system. Its durable chassis assures many years of heavy duty mixing. The removable stainless steel bowl fastens to the machines body with a tight locking system. The head of the mixer lifts up automatically at the end of mixing and allows you to remove the bowl with ease. Compatible bowl hoist system is available as an option.



BECOM SALES.COM, INC.

### Main Warehouse

409 W. Cooper Street, Tipton MO 65081

### Corporate Headquarters

5500 Olympic Drive  
STE H105 - PMB 117, Gig Harbor, WA 98335

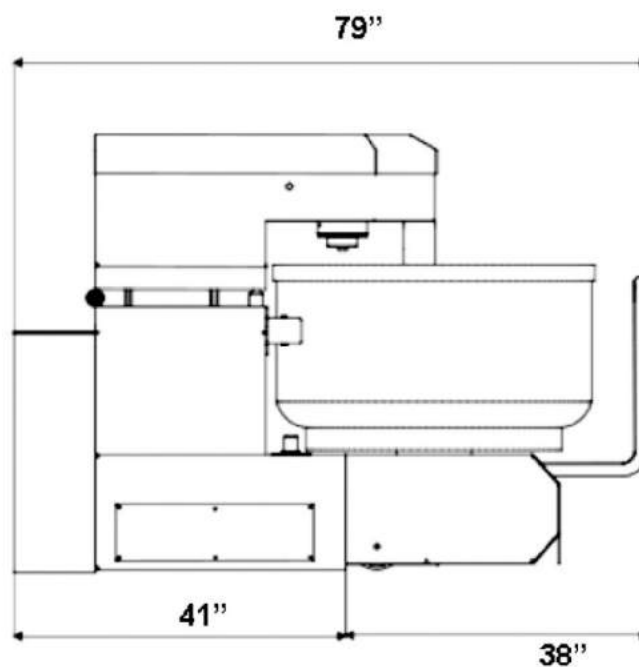
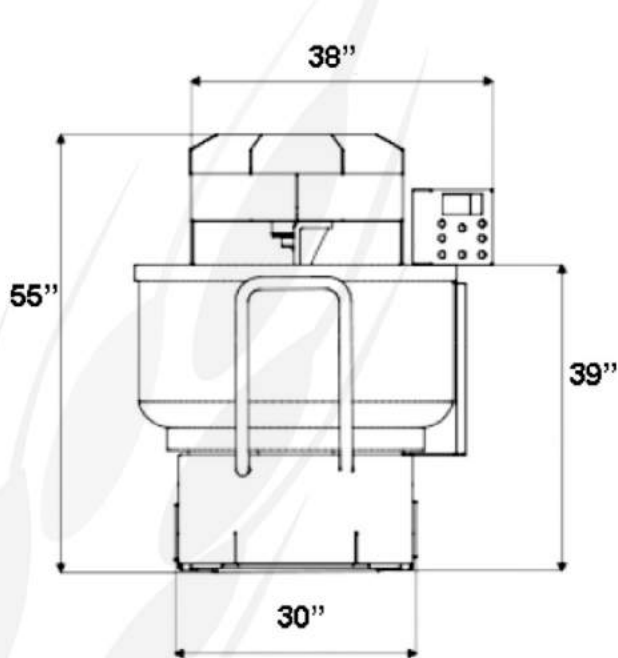
### Customer Service

PH: 360-255-7467, 888-869-5737  
FX: 253-276-0244 sales@becomsales.com



## Technical Data

MODEL	DOUGH CAPACITY	FLOUR CAPACITY	BOWL DIMENSIONS	MACHINE DIMENSIONS	WEIGHT	POWER	HP
BE-SRB-250	551lbs	331lbs	39" x 55"	39" x 79" x 55"	1940lbs	220V/3Ph/ 60HZ/60 AMPS	19



BECOM SALES.COM, INC.

### Main Warehouse

409 W. Cooper Street, Tipton MO 65081

### Corporate Headquarters

5500 Olympic Drive  
STE H105 - PMB 117, Gig Harbor, WA 98335

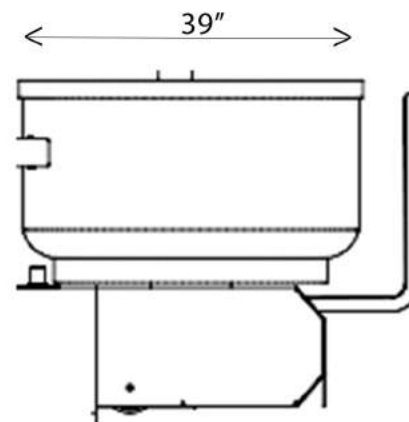
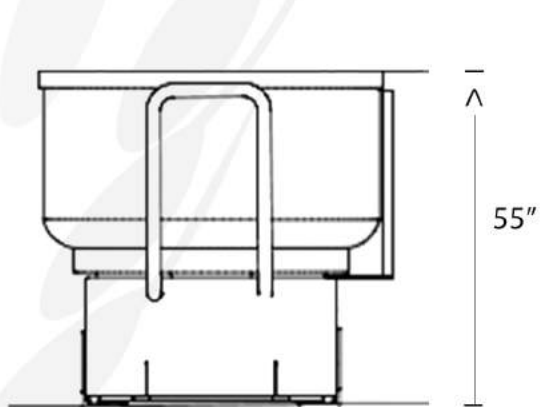
### Customer Service

PH: 360-255-7467, 888-869-5737  
FX: 253-276-0244 sales@becomsales.com



## Technical Data

MODEL	DIMENSIONS
BE-EB-250	39" x 55" H



BECOM SALES.COM, INC.

**Main Warehouse**  
409 W. Cooper Street, Tipton MO 65081

**Corporate Headquarters**  
5500 Olympic Drive  
STE H105 - PMB 117, Gig Harbor, WA 98335

**Customer Service**  
PH: 360-255-7467, 888-869-5737  
FX: 253-276-0244 sales@becomsales.com



## Overview



The Loading Platform is designed for industrial production lines to transfer dough from the mixer into the Hopper of a divider. Our Transfer platform ensures that dough is always readily available when the divider needs feeding. After discharging the dough, the removable bowl can be prepared for the next kneading process.

\*Upon request the Dough Transfer Platform can be produced to provide dough to more than one divider.

BECOM SALES.COM, INC.

### Main Warehouse

409 W. Cooper Street, Tipton MO 65081

### Corporate Headquarters

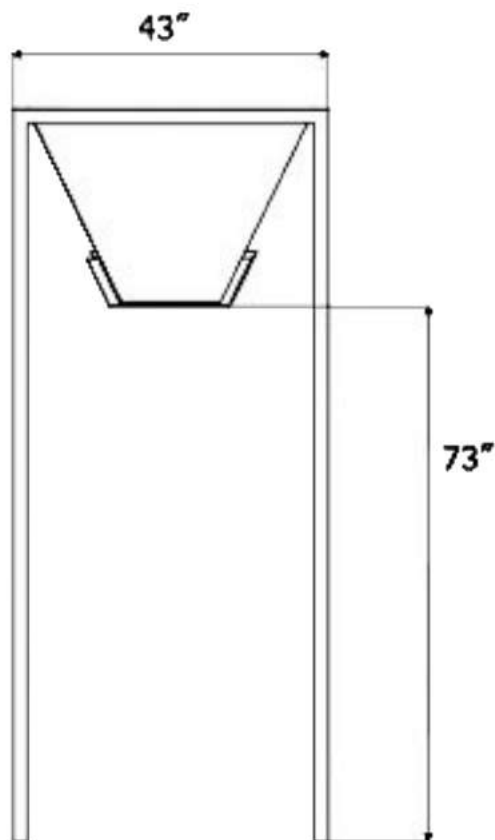
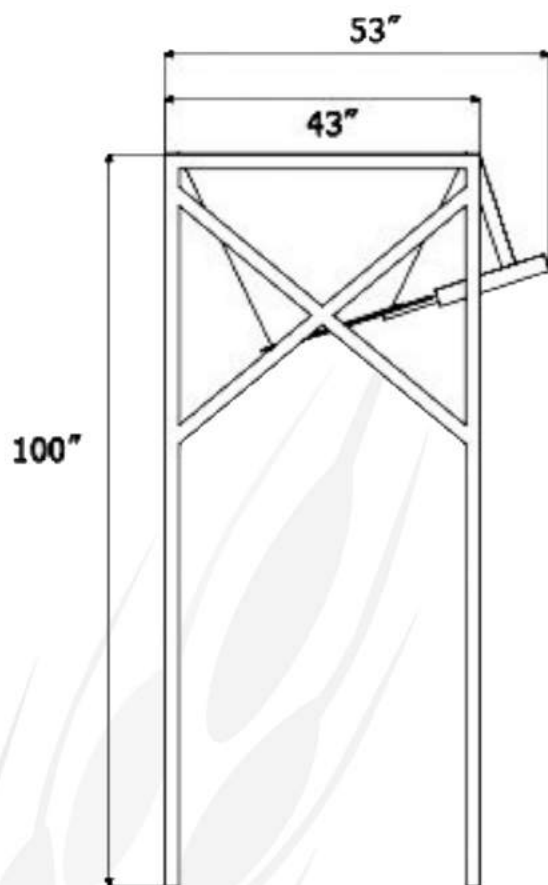
5500 Olympic Drive  
STE H105 - PMB 117, Gig Harbor, WA 98335

### Customer Service

PH: 360-255-7467, 888-869-5737  
FX: 253-276-0244 sales@becomsales.com



## Technical Data



MODEL	DIMENSIONS A x B x C	MIN. CAPACITY	MAX. CAPACITY	WEIGHT	POWER
BE-DTP-350	53" x 43" x 100"	551 LBS.	772 LBS.	551 LBS	220V - 3 PH 60 HZ - 1.3 AMP

BECOM SALES.COM, INC.

**Main Warehouse**  
409 W. Cooper Street, Tipton MO 65081

**Corporate Headquarters**  
5500 Olympic Drive  
STE H105 - PMB 117, Gig Harbor, WA 98335

**Customer Service**  
PH: 360-255-7467, 888-869-5737  
FX: 253-276-0244 sales@becomsales.com



## Overview

The Fork Mixer is more of a traditional European style mixer. It is especially popular for pizza, bread and pasta doughs. The BEcom Fork Mixer operates with smooth movements that stimulate hand kneading. The gentle kneading keeps the dough from overheating. Our Fork Mixers are available in various sizes to fit your needs.



BECOM SALES.COM, INC.

### Main Warehouse

409 W. Cooper Street, Tipton MO 65081

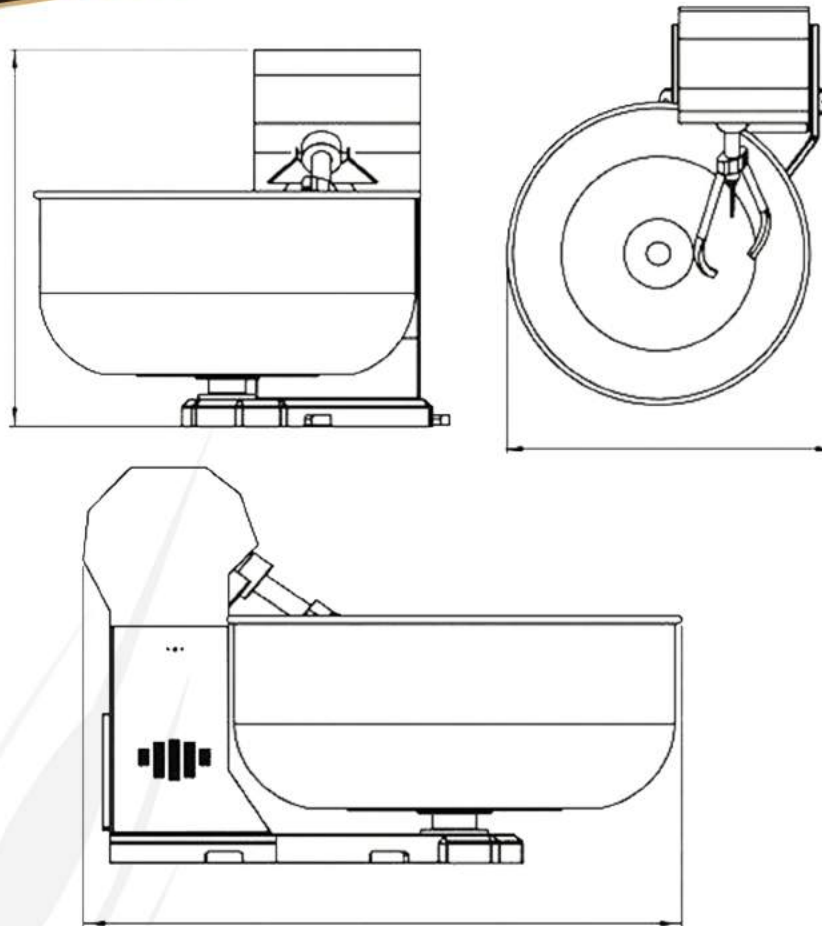
### Corporate Headquarters

5500 Olympic Drive  
STE H105 - PMB 117, Gig Harbor, WA 98335

### Customer Service

PH: 360-255-7467, 888-869-5737  
FX: 253-276-0244 sales@becomsales.com





MODEL	FLOUR CAPACITY	DOUGH CAPACITY	DEPTH (D)	WIDTH (W)	HEIGHT (H)	BOWL DIAMETER	WEIGHT	POWER	HP
BE-FRKM-60	52 LBS	88 LBS	39"	33"	33"	24"	401 LBS	220V - 3PH - 60HZ 2.8 AMPS	1.02
BE-FRKM-70	88 LBS	141 LBS	44"	37"	35"	28"	428 LBS	220V - 3PH - 60HZ 2.8 AMPS	1.49
BE-FRKM-75	110 LBS	176 LBS	46"	38"	36"	30"	461 LBS	220V - 3PH - 60HZ 3.9 AMPS	1.49
BE-FRKM-85	165 LBS	265 LBS	51"	43"	40"	33"	688 LBS	220V - 3PH - 60HZ 3.9 AMPS	2.04
BE-FRKM-90	220 LBS	353 LBS	52"	41"	42"	35"	699 LBS	220V - 3PH - 60HZ 5.7 AMPS	3
BE-FRKM-100	331 LBS	529 LBS	58"	46"	48"	39"	1027 LBS	220V - 3PH - 60HZ 7.8 AMPS	4.08
BE-FRKM-110	441 LBS	705 LBS	63"	48"	47"	43"	1058 LBS	220V - 3PH - 60HZ 10.5 AMPS	5.44
BE-FRKM-120	551 LBS	882 LBS	67"	51"	49"	47"	1213 LBS	220V - 3PH - 60HZ 14.5 AMPS	7.48
BE-FRKM-130	661 LBS	1058 LBS	72"	54"	50"	51"	1367 LBS	220V - 3PH - 60HZ 19.6 AMPS	10.2 - 15

BECOM SALES.COM, INC.

**Main Warehouse**

409 W. Cooper Street, Tipton MO 65081

**Corporate Headquarters**

5500 Olympic Drive  
STE H105 - PMB 117, Gig Harbor, WA 98335

**Customer Service**

PH: 360-255-7467, 888-869-5737  
FX: 253-276-0244 sales@becomsales.com





SCALING AND MEASURING



MIXING AND KNEADING



**MAKE-UP AND PROCESSING**



PROOFING AND RETARDING



OVENS

Deck Ovens

Rack Ovens



COMPLETE BREAD LINE

BECOM SALES.COM, INC.

**Main Warehouse**

409 W. Cooper Street, Tipton MO 65081

**Corporate Headquarters**

5500 Olympic Drive  
STE H105 - PMB 117, Gig Harbor, WA 98335

**Customer Service**

PH: 360-255-7467, 888-869-5737  
FX: 253-276-0244 sales@becomsales.com



## Overview

This industrial dough dividing machine can operate with 2/4 or 3/1 pistons to cover a wide range of scaling weights. This heavy duty machine is built to offer the ultimate combination of output and accuracy. Stainless steel construction and a simple, well placed user control panel make it a stand out addition to any wholesale or industrial bakery.



BECOM SALES.COM, INC.

### Main Warehouse

409 W. Cooper Street, Tipton MO 65081

### Corporate Headquarters

5500 Olympic Drive  
STE H105 - PMB 117, Gig Harbor, WA 98335

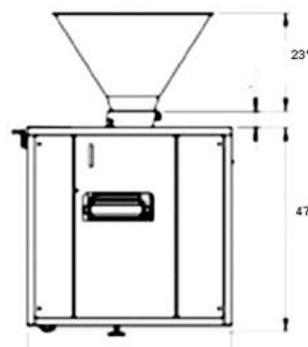
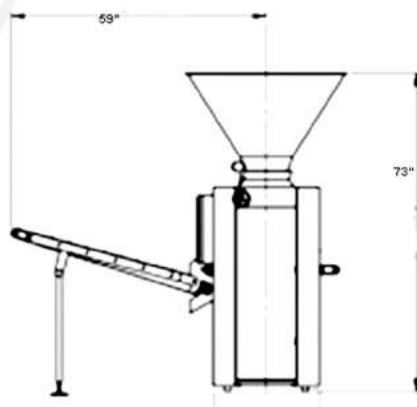
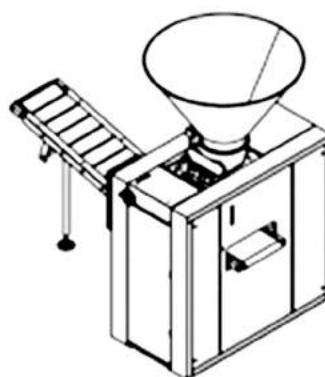
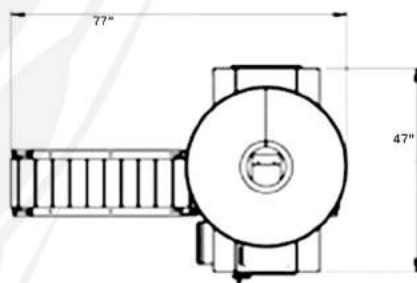
### Customer Service

PH: 360-255-7467, 888-869-5737  
FX: 253-276-0244 sales@becomsales.com



## Technical Data

MODEL	MACHINE DIMENSIONS L X W X H	WEIGHT	WORKING RANGE		CAPACITY (QTY/HOUR)	POWER
			PISTON QTY	OUNCES		
BE-MPDR-2/4	77" X 47" X 73"	1323lbs	2	9oz - 28 oz	2400	220V - 3Ph
			4	1.7oz - 7oz	4800	60Hz - 4.7 AMPS
BE-MPDR-3/1	77" X 47" X 73"	1323lbs	3	5oz - 18oz		220V - 3Ph
			1	35oz - 53oz		60Hz - 4.7 AMPS



BECOM SALES.COM, INC.

### Main Warehouse

409 W. Cooper Street, Tipton MO 65081

### Corporate Headquarters

5500 Olympic Drive  
STE H105 - PMB 117, Gig Harbor, WA 98335

### Customer Service

PH: 360-255-7467, 888-869-5737  
FX: 253-276-0244 sales@becomsales.com



## Overview

Dough is divided accurately with this machine through a newly designed dividing drum and piston system with minimal dough punishment, thus processing the most sensitive dough as if divided by hand. This dough divider is configurable to various weight ranges: 2-7oz, 4-21oz, or 9-35oz. It divides a minimum of 20 and maximum of 40 pieces of dough per minute, and consumes 90% less oil than other machines of this type. Weight adjustment on the automatic dough divider is done by a mechanical adjustment or a touch screen PLC panel (option).

Standard Dough Hopper Capacity is 155 pounds.



BECOM SALES.COM, INC.

### Main Warehouse

409 W. Cooper Street, Tipton MO 65081

### Corporate Headquarters

5500 Olympic Drive  
STE H105 - PMB 117, Gig Harbor, WA 98335

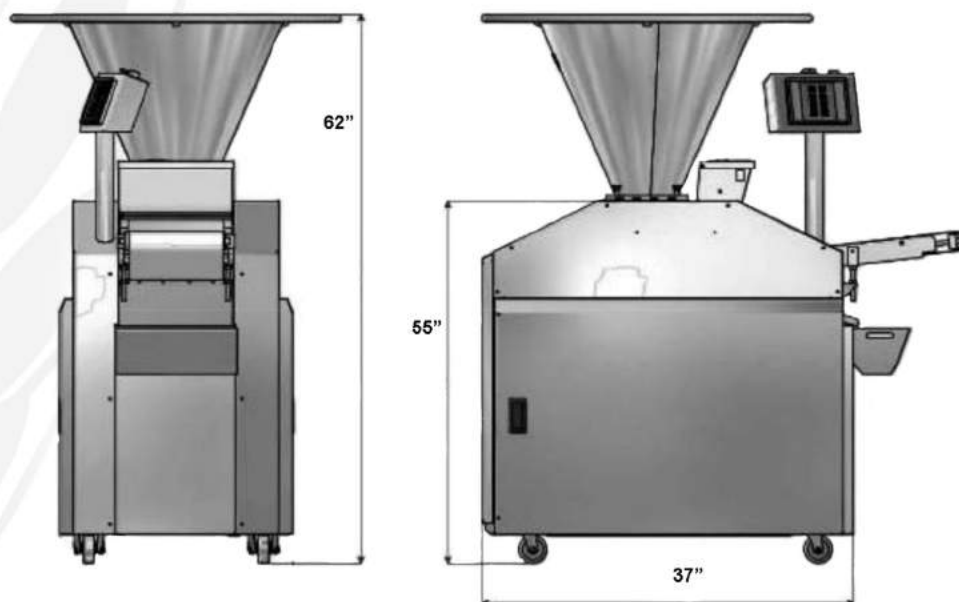
### Customer Service

PH: 360-255-7467, 888-869-5737  
FX: 253-276-0244 sales@becomsales.com



## Technical Data

MODEL	MACHINE DIMENSIONS	CAPACITY (Qty/Hour)	WEIGHT	WORKING RANGE	POWER
BE-VDIV-2400-M	55" x 37" x 62"	1200-2400	992lb	Piston Diameter	220V 3Ph 60 HZ 4 AMPS
				3"	
				4"	
				5"	
BE-VDIV-2400-C (With PLC Control Screen)					



\* PLEASE SPECIFY WHAT PISTON SIZE IS REQUIRED WHEN ORDERING

BECOM SALES.COM, INC.

### Main Warehouse

409 W. Cooper Street, Tipton MO 65081

### Corporate Headquarters

5500 Olympic Drive  
STE H105 - PMB 117, Gig Harbor, WA 98335

### Customer Service

PH: 360-255-7467, 888-869-5737  
FX: 253-276-0244 sales@becomsales.com





The BEcom Volumetric Divider accurately divides dough through a newly designed drum and piston system. This BE-VDIV-4800 capacity is ranges from 40 to 80 pieces of dough per minute. Scaling is done by a mechanical adjustment or, an optional PLC touch screen panel is available.

BECOM SALES.COM, INC.

**Main Warehouse**

409 W. Cooper Street, Tipton MO 65081

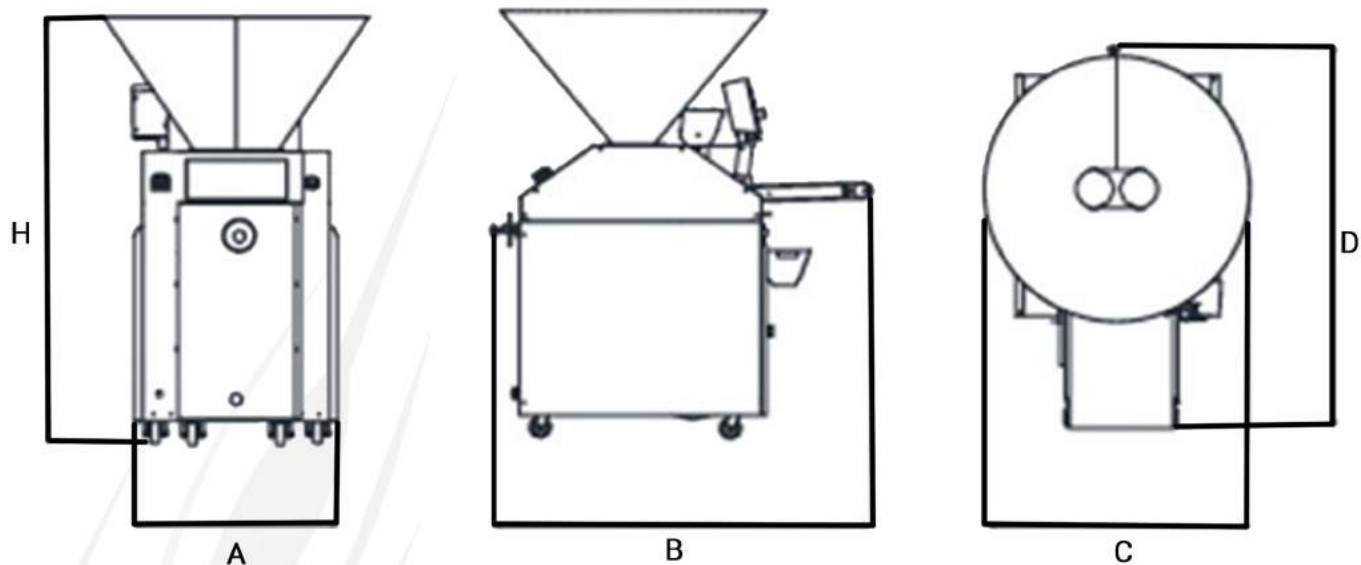
**Corporate Headquarters**

5500 Olympic Drive  
STE H105 - PMB 117, Gig Harbor, WA 98335

**Customer Service**

PH: 360-255-7467, 888-869-5737  
FX: 253-276-0244 sales@becomsales.com





MODEL	CAPACITY (QTY/HR)	WORKING RANGE		MACHINE DIMS A x B x C x D x H	WEIGHT	POWER
BE-VDIV-4800 M	2400 - 4800	PISTON DIAMETER		30" x 56" x 39" x 56" x 58"	1543lbs	220V / 3PH 60 HZ 5.7 AMPS
		3"	2 - 9 OZ			
BE-VDIV-4800 A		4"	3.5 - 21 OZ			

\* PLEASE SPECIFY WHAT PISTON SIZE IS REQUIRED WHEN ORDERING

BECOM SALES.COM, INC.

**Main Warehouse**  
409 W. Cooper Street, Tipton MO 65081

**Corporate Headquarters**  
5500 Olympic Drive  
STE H105 - PMB 117, Gig Harbor, WA 98335

**Customer Service**  
PH: 360-255-7467, 888-869-5737  
FX: 253-276-0244 sales@becomsales.com



## Overview

This machine is designed with a rotating cone and adjustable spiral shaped tracks. The dough forms into a ball while moving from bottom to top along the track. The rounder is also equipped with a newly designed mechanical flour duster which produces minimal noise. The standard rounding track is 15 feet with a weight range from 4 - 42 ounces. With an alternate track configuration it is also possible to produce 2-7 ounces working weight range.



BECOM SALES.COM, INC.

### Main Warehouse

409 W. Cooper Street, Tipton MO 65081

### Corporate Headquarters

5500 Olympic Drive  
STE H105 - PMB 117, Gig Harbor, WA 98335

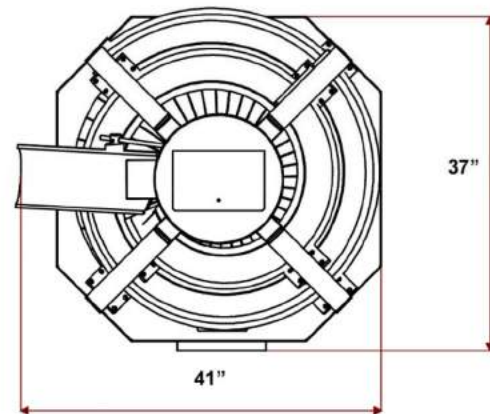
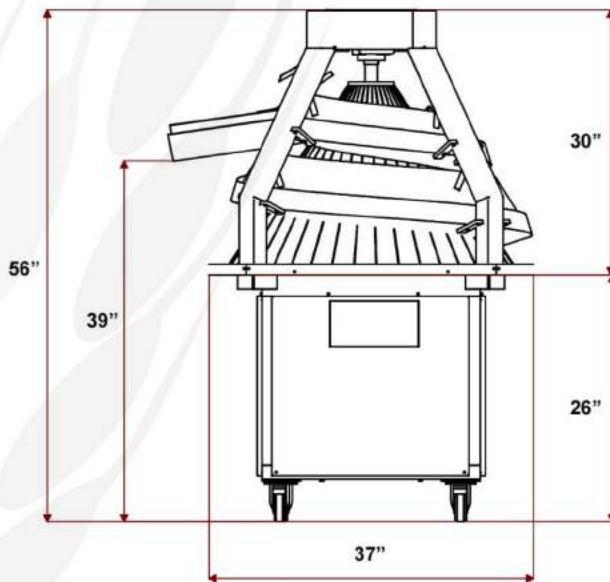
### Customer Service

PH: 360-255-7467, 888-869-5737  
FX: 253-276-0244 sales@becomsales.com



## Technical Data

MODEL	DOUGH WEIGHT	WEIGHT	CAPACITY (Quantity/Hour)		POWER
			Min	Max	
BE-CONR-RB	Oz	430 lb			220 V 3 Ph 60 HZ 1.5 AMPS
	4oz-42oz		1000	2400	



BECOM SALES.COM, INC.

### Main Warehouse

409 W. Cooper Street, Tipton MO 65081

### Corporate Headquarters

5500 Olympic Drive  
STE H105 - PMB 117, Gig Harbor, WA 98335

### Customer Service

PH: 360-255-7467, 888-869-5737  
FX: 253-276-0244 sales@becomsales.com





The new industrial conical rounder machine responds to the need of small to large scale bakeries, and can be used for most varieties of dough. Dough is perfectly rounded by the well-rounded channels with minimum stress on dough.

BECOM SALES.COM, INC.

**Main Warehouse**

409 W. Cooper Street, Tipton MO 65081

**Corporate Headquarters**

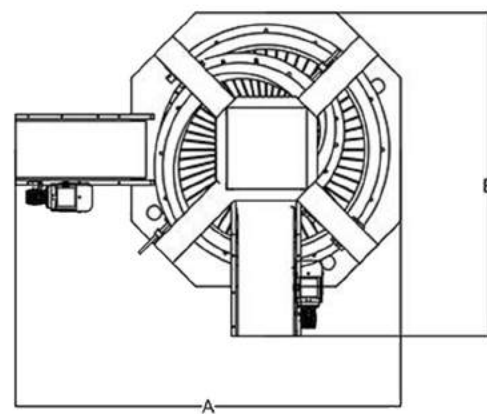
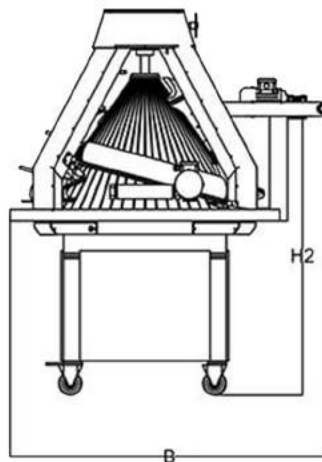
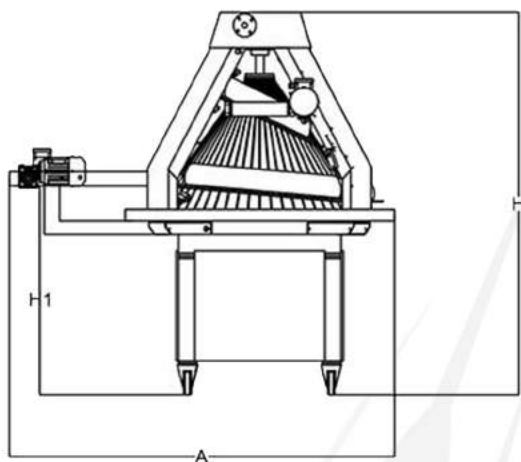
5500 Olympic Drive  
STE H105 - PMB 117, Gig Harbor, WA 98335

**Customer Service**

PH: 360-255-7467, 888-869-5737  
FX: 253-276-0244 sales@becomsales.com



## BE-CONR-IND



MODEL	PROCESSING RANGE	CAPACITY PCS/HOUR		ENTER/EXIT DIMENSIONS	MACHINE DIMENSIONS	WEIGHT	POWER
		MIN	MAX				
BE-CONR-IND	3.5 - 85oz			H1 x H2	A x B x H	1411lbs	220V / 3Ph 60 Hz 3.9 AMPS
		1800	2400	33" X 46"	52" x 65" x 64"		

BECOM SALES.COM, INC.

### Main Warehouse

409 W. Cooper Street, Tipton MO 65081

### Corporate Headquarters

5500 Olympic Drive  
STE H105 - PMB 117, Gig Harbor, WA 98335

### Customer Service

PH: 360-255-7467, 888-869-5737  
FX: 253-276-0244 sales@becomsales.com



## Overview

This newly developed and designed divider rounder machine allows bakers to produce small dough products with handmade quality at high output and accuracy rates. The high tech dividing system is available in 2, 4, and 6 pocket output. It is suitable for automatic production of round or unshaped rolls from a wide range of dough consistencies; from soft doughs like ciabatta, through medium dough for hamburger buns, to stiffer doughs for bagels.



BECOM SALES.COM, INC.

### Main Warehouse

409 W. Cooper Street, Tipton MO 65081

### Corporate Headquarters

5500 Olympic Drive  
STE H105 - PMB 117, Gig Harbor, WA 98335

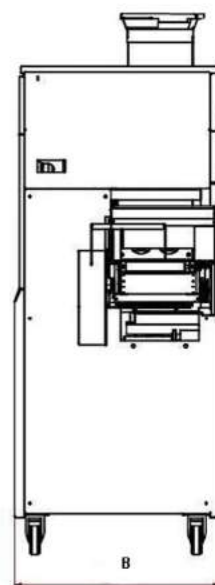
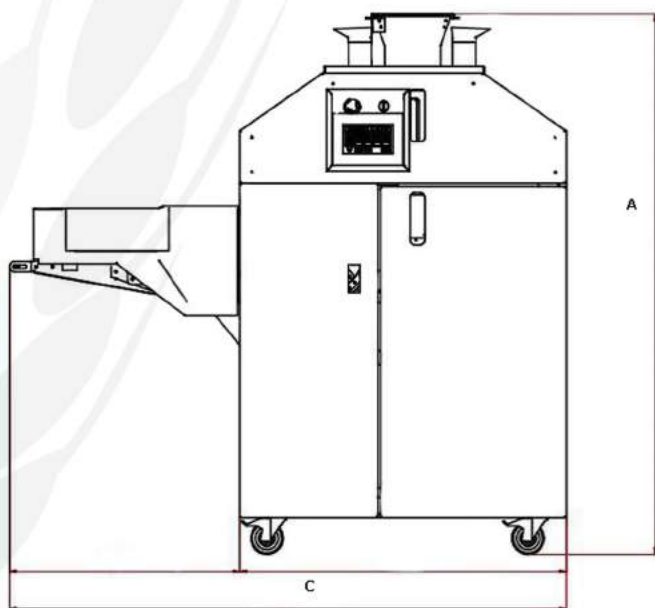
### Customer Service

PH: 360-255-7467, 888-869-5737  
FX: 253-276-0244 sales@becomsales.com



## Technical Data

MODEL	MACHINE DIMS	CAPACITY (Quantity / Hour)	WEIGHT (Lbs)	WORKING RANGE		POWER
	A x B x C			Piston Diameter	Oz	
BE-2PDR-3000	71" x 25" x 66"	1900-3000	1543lbs	2.5"	1oz-4oz	220V 3Ph 60Hz 4 AMPS
BE-4PDR-6000	71" x 32" x 66"	3800-6000	1830lbs			220V 3Ph 60Hz 4.5 AMPS
BE-6PDR-9000	71" x 39" x 66"	5700-9000	2205lbs			



BECOM SALES.COM, INC.

### Main Warehouse

409 W. Cooper Street, Tipton MO 65081

### Corporate Headquarters

5500 Olympic Drive  
STE H105 - PMB 117, Gig Harbor, WA 98335

### Customer Service

PH: 360-255-7467, 888-869-5737  
FX: 253-276-0244 sales@becomsales.com



### Overview

Made to produce large volumes of rolls, BEcom's Flattening and Moulding Station is a fully automatic unit and easy enough for one person to operate. Dough is gently fed through minimum pressure rollers and once divided evenly they will be cut and rounded in the same chamber. This machine comes standard with an integrated flour duster preventing any sticking throughout the process.



BECOM SALES.COM, INC.

#### Main Warehouse

409 W. Cooper Street, Tipton MO 65081

#### Corporate Headquarters

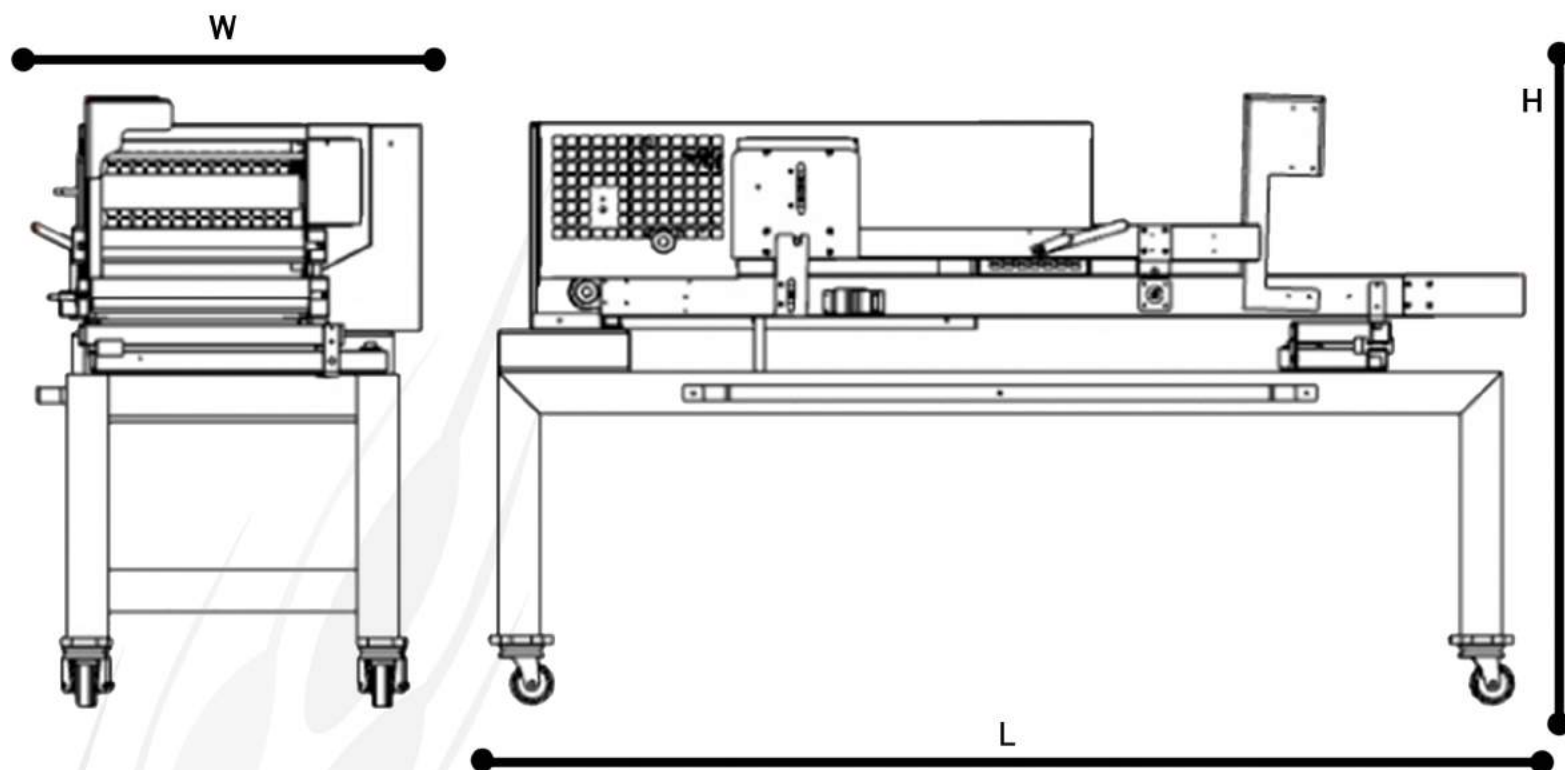
5500 Olympic Drive  
STE H105 - PMB 117, Gig Harbor, WA 98335

#### Customer Service

PH: 360-255-7467, 888-869-5737  
FX: 253-276-0244 sales@becomsales.com



## Technical Data



MODEL	WEIGHT	DIMENSIONS L x W x H	PRODUCTION RATE	WEIGHT RANGE	POWER
BE-FM 3000		76" x 29" x 46"	1900-3000 / Hour	1-4 oz	220V - 3 Ph - 60Hz 6 AMPS

BECOM SALES.COM, INC.

### Main Warehouse

409 W. Cooper Street, Tipton MO 65081

### Corporate Headquarters

5500 Olympic Drive  
STE H105 - PMB 117, Gig Harbor, WA 98335

### Customer Service

PH: 360-255-7467, 888-869-5737  
FX: 253-276-0244 sales@becomsales.com



## Overview

This Machine is suitable for molding dough shapes from hoagies, loaves of bread and small baguettes. The machine has 4 rollers and an adjustable pressure board which can easily be removed for cleaning. Maximum moulding length is 17 Inches and approximate maximum dough processing output is 2400 pieces per hour. Machine can be made for left or right operation and also can be fitted with double pressure boards.



BECOM SALES.COM, INC.

### Main Warehouse

409 W. Cooper Street, Tipton MO 65081

### Corporate Headquarters

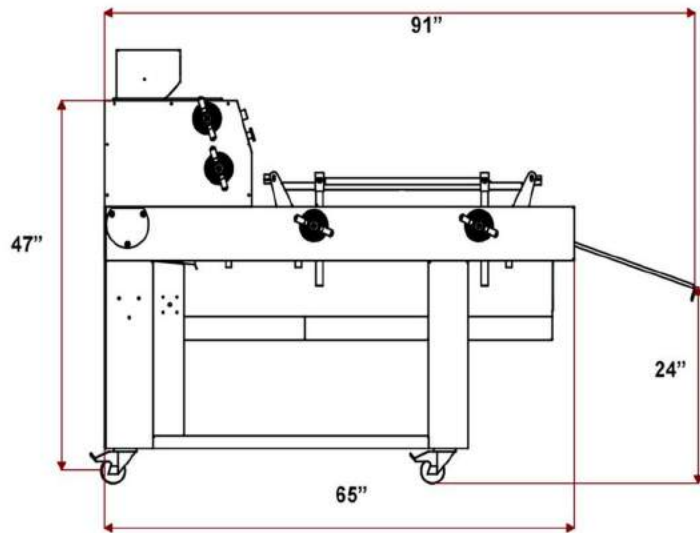
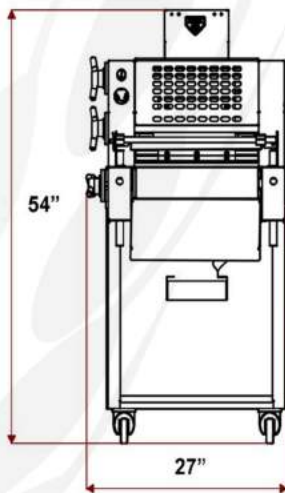
5500 Olympic Drive  
STE H105 - PMB 117, Gig Harbor, WA 98335

### Customer Service

PH: 360-255-7467, 888-869-5737  
FX: 253-276-0244 sales@becomsales.com



MODEL	MAX DOUGH LENGTH	OUTER DIMENSIONS	MAX CAPACITY	WEIGHT	POWER
BE-LM	17 "	24" x 65" x 54"	2400/Hour	518 Lb	220 V 3ph 60Hz 1.5AMPS



BECOM SALES.COM, INC.

**Main Warehouse**

409 W. Cooper Street, Tipton MO 65081

**Corporate Headquarters**

5500 Olympic Drive  
STE H105 - PMB 117, Gig Harbor, WA 98335

**Customer Service**

PH: 360-255-7467, 888-869-5737  
FX: 253-276-0244 sales@becomsales.com





BEcom's Industrial Long Moulder was manufactured for high and continuous production. According to the dough weight and product type, the Industrial Long Moulder is able to make more than one dough shape. The pressure board height can be adjusted by an automated system when the machine is integrated with other pieces of equipment from the BEcom Industrial Dough Processing Line.

BECOM SALES.COM, INC.

**Main Warehouse**

409 W. Cooper Street, Tipton MO 65081

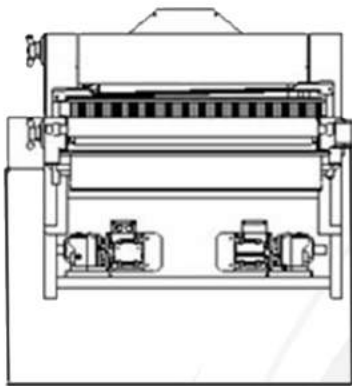
**Corporate Headquarters**

5500 Olympic Drive  
STE H105 - PMB 117, Gig Harbor, WA 98335

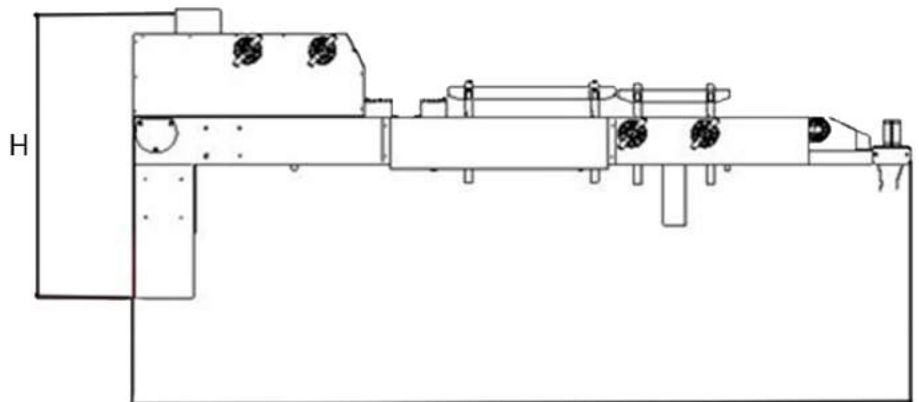
**Customer Service**

PH: 360-255-7467, 888-869-5737  
FX: 253-276-0244 sales@becomsales.com





A



B

MODEL	CAPACITY	DIMENSIONS A x B x H	WEIGHT	POWER
BE-ILM	2400-4800 PCS/HR	48" x 112" x 54"	1091lbs	220V / 3PH / 60HZ / 3.9AMPS

CONVEYOR WIDTH	PRESSURE PLATE DIMENSIONS
33" WIDE	35" X 48"

BECOM SALES.COM, INC.

**Main Warehouse**

409 W. Cooper Street, Tipton MO 65081

**Corporate Headquarters**

5500 Olympic Drive  
STE H105 - PMB 117, Gig Harbor, WA 98335

**Customer Service**

PH: 360-255-7467, 888-869-5737  
FX: 253-276-0244 sales@becomsales.com



## Overview

The Panning Machine makes loading baking pans a snap. It uses an electronic sensor system to correctly distribute moulded dough pieces of most shapes and sizes onto your trays. Empty trays can be stored in the base of the unit.



BECOM SALES.COM, INC.

### Main Warehouse

409 W. Cooper Street, Tipton MO 65081

### Corporate Headquarters

5500 Olympic Drive  
STE H105 - PMB 117, Gig Harbor, WA 98335

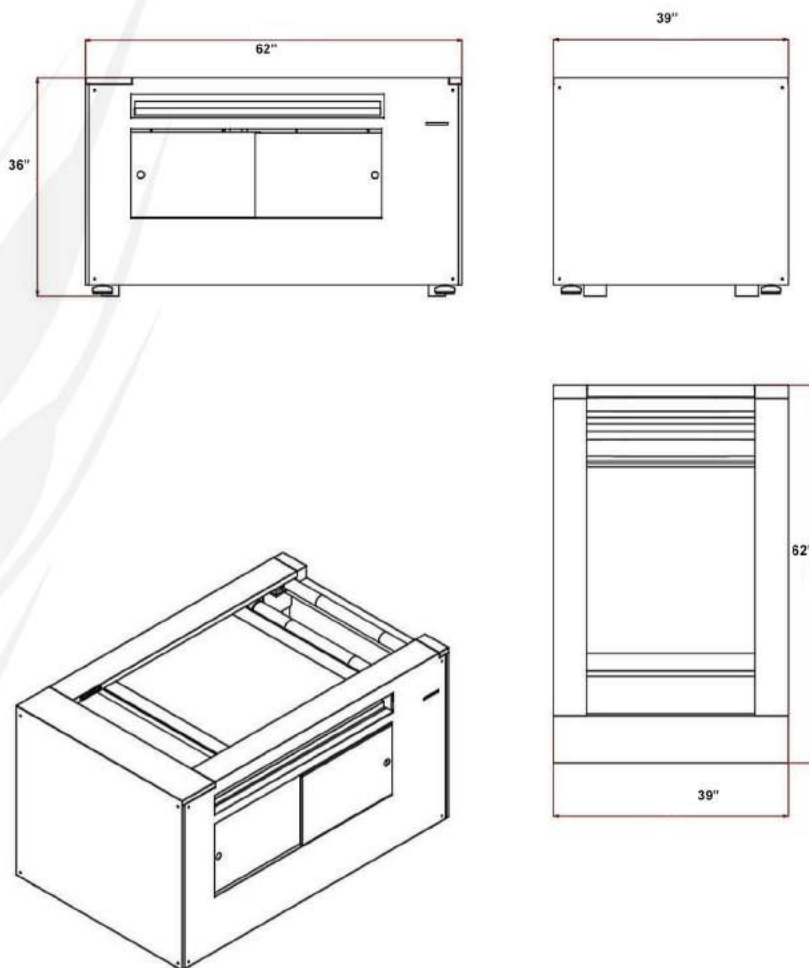
### Customer Service

PH: 360-255-7467, 888-869-5737  
FX: 253-276-0244 sales@becomsales.com



## Technical Data

MODEL	CAPACITY (Quantity/Hour)	DIMENSIONS (A x B x H)	WEIGHT (lbs)	POWER
BE-PM-9000	Up to 9000 PPH	35" x 65" x 36"	1014	220V - 60Hz - 3Ph 1.4 AMP



BECOM SALES.COM, INC.

### Main Warehouse

409 W. Cooper Street, Tipton MO 65081

### Corporate Headquarters

5500 Olympic Drive  
STE H105 - PMB 117, Gig Harbor, WA 98335

### Customer Service

PH: 360-255-7467, 888-869-5737  
FX: 253-276-0244 sales@becomsales.com



## Overview



BEcom's Bread Crumb Machine is designed to save your company valuable labor and product by creating the perfect bread crumb. Adding a bread crumb machine to your bakery will utilize any product that is past its prime and unsuitable for purchase. This machine comes standard with 3 adjustable steel blades, allowing you to choose the desired thickness for your product.

BECOM SALES.COM, INC.

### Main Warehouse

409 W. Cooper Street, Tipton MO 65081

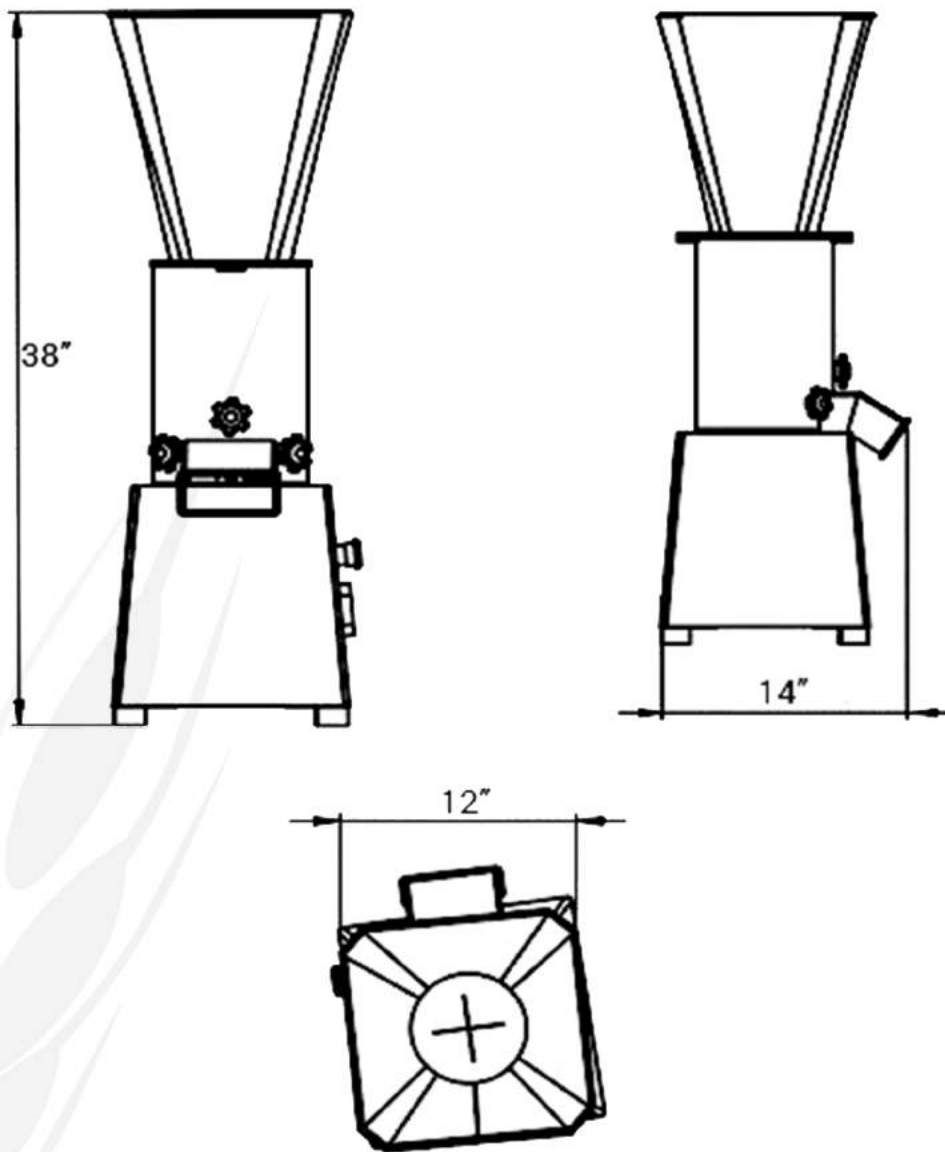
### Corporate Headquarters

5500 Olympic Drive  
STE H105 - PMB 117, Gig Harbor, WA 98335

### Customer Service

PH: 360-255-7467, 888-869-5737  
FX: 253-276-0244 sales@becomsales.com





MODEL	CAPACITY	DEPTH	WIDTH	HEIGHT	WEIGHT	POWER
BE-DBCM-40	88lbs/Hour	14"	12"	38"	75lbs	120V - 1Ph 60Hz - 12.5 AMPS

BECOM SALES.COM, INC.

**Main Warehouse**

409 W. Cooper Street, Tipton MO 65081

**Corporate Headquarters**

5500 Olympic Drive  
STE H105 - PMB 117, Gig Harbor, WA 98335

**Customer Service**

PH: 360-255-7467, 888-869-5737  
FX: 253-276-0244 sales@becomsales.com



## Overview



BEcom's Bread Crumb Machine is designed to save your company valuable labor and product by creating the perfect bread crumb. Adding a bread crumb machine to your bakery will utilize any product that is past its prime and unsuitable for purchase. This machine comes standard with 3 adjustable steel blades, allowing you to choose the desired thickness for your product.

BECOM SALES.COM, INC.

### Main Warehouse

409 W. Cooper Street, Tipton MO 65081

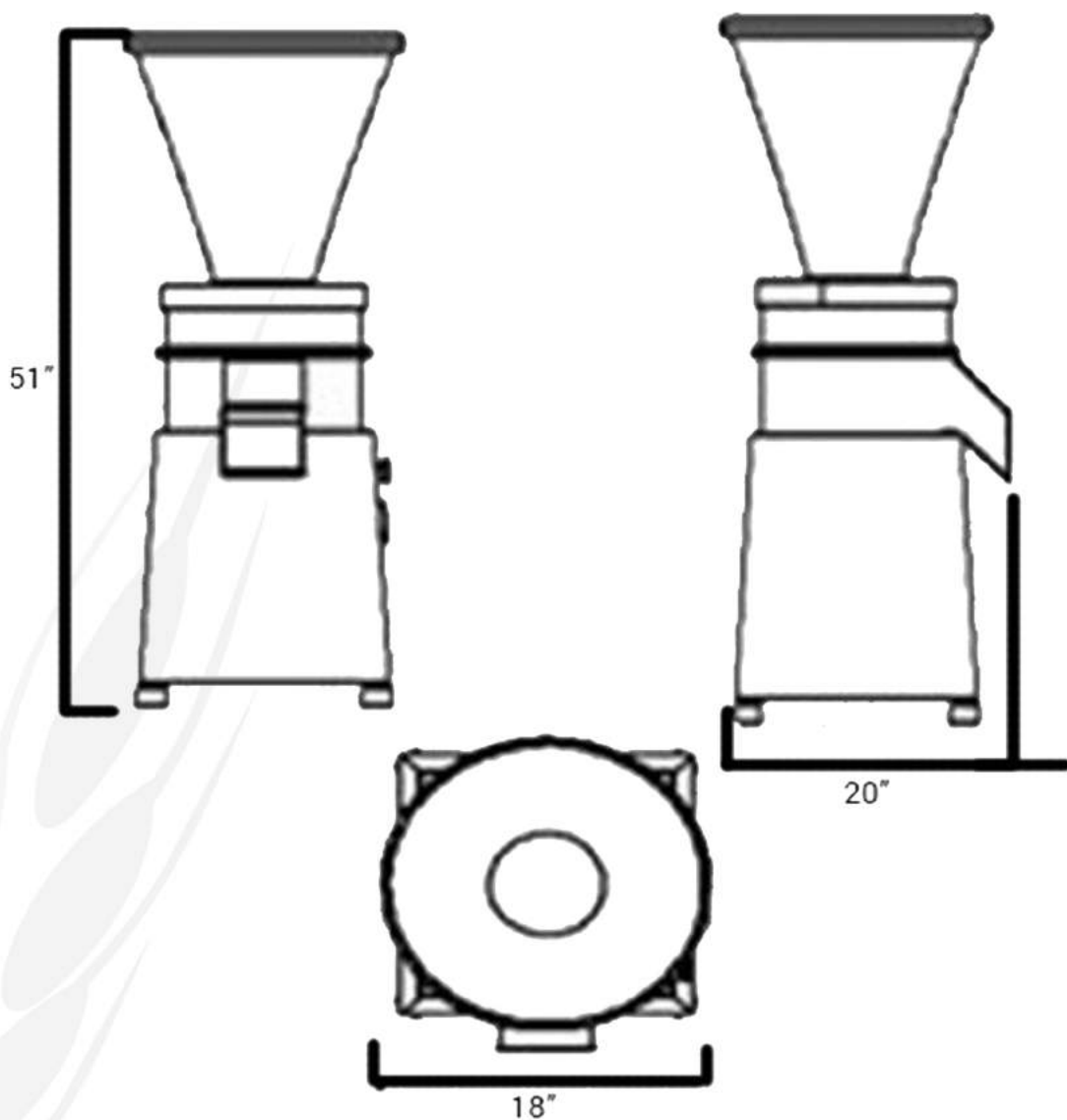
### Corporate Headquarters

5500 Olympic Drive  
STE H105 - PMB 117, Gig Harbor, WA 98335

### Customer Service

PH: 360-255-7467, 888-869-5737  
FX: 253-276-0244 sales@becomsales.com





MODEL	QUANTITY	DEPTH	WIDTH	HEIGHT	WEIGHT	POWER
BE-DBCM-80	154lbs/HOUR	20"	18"	51"	243lbs	220v - 3Ph 60Hz - 25 AMPS

BECOM SALES.COM, INC.

**Main Warehouse**

409 W. Cooper Street, Tipton MO 65081

**Corporate Headquarters**

5500 Olympic Drive  
STE H105 - PMB 117, Gig Harbor, WA 98335

**Customer Service**

PH: 360-255-7467, 888-869-5737  
FX: 253-276-0244 sales@becomsales.com



SCALING AND MEASURING

MIXING AND KNEADING

MAKE-UP AND PROCESSING

**PROOFING AND RETARDING**

OVENS

Deck Ovens

Rack Ovens

COMPLETE BREAD LINE

BECOM SALES.COM, INC.

**Main Warehouse**

409 W. Cooper Street, Tipton MO 65081

**Corporate Headquarters**

5500 Olympic Drive  
STE H105 - PMB 117, Gig Harbor, WA 98335

**Customer Service**

PH: 360-255-7467, 888-869-5737  
FX: 253-276-0244 sales@becomsales.com



## Overview

This traveling tray proofer is designed to give dough pieces a rest, or intermediate proof, between dividing and final moulding, in an automated fashion. It can be operated in manual or automatic mode, according to the dough quantity being fed by the divider (not included). It uses automatic sensors to synchronize with your divider and keep track of the pieces. Digital display, UV lights, and a temperature gauge are all available as options. The intermediate proofer can be ordered with right or left side exit. All models use easily removable and sanitary plastic pockets.



BECOM SALES.COM, INC.

### Main Warehouse

409 W. Cooper Street, Tipton MO 65081

### Corporate Headquarters

5500 Olympic Drive  
STE H105 - PMB 117, Gig Harbor, WA 98335

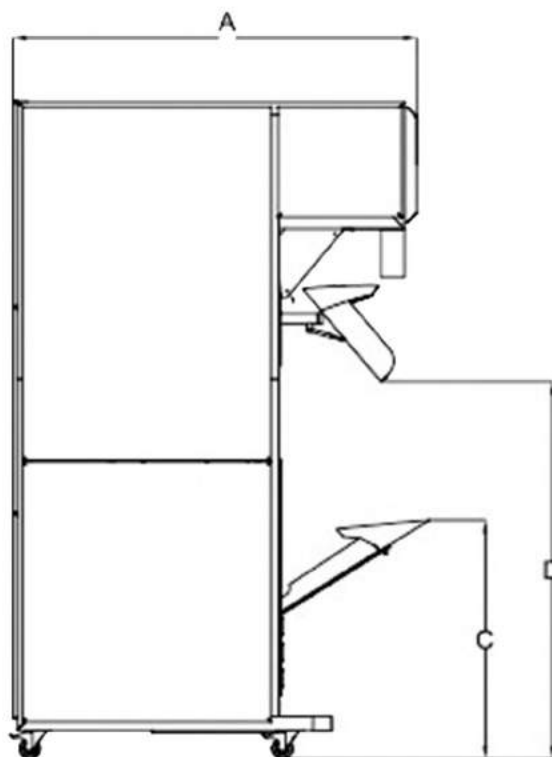
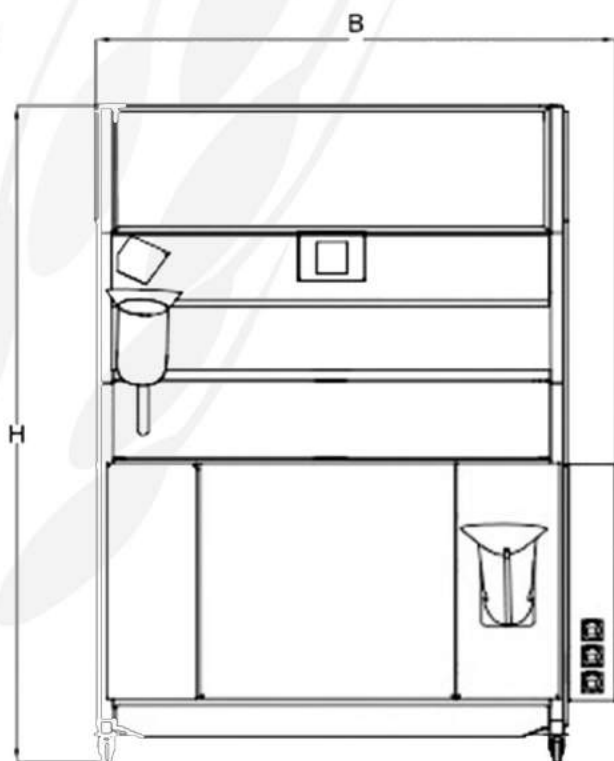
### Customer Service

PH: 360-255-7467, 888-869-5737  
FX: 253-276-0244 sales@becomsales.com



## Technical Data

MODEL	BE-IP-88 ( 88 POCKET )	BE-IP-152 ( 152 POCKET )	BE-IP-176 ( 176 POCKET )	BE-IP-240 ( 240 POCKET )	BE-IP-328 ( 328 POCKET )
Pocket Quantity	88	152	176	240	328
Dimensions A x B x H	48" x 42" x 98"	78" x 42" x 83"	78" x 42" x 98"	78" x 61" x 83"	78" x 61" x 98"
Enter / Exit Dims C x D	32" / 37" x 61"	32" / 37" x 49"	32" / 37" x 61"	32" / 37" x 49"	32" / 37" x 61"
Weight	882lbs	992lbs	1213lbs	1102lbs	1543lbs
Proofing Time Minutes . Seconds	2- 4 Min	3.30 - 7.2 Min	4.2 - 8.4 Min	6-12 Min	8-16 Min
Power	220V - 3Ph - 60Hz - 5 AMPS				



BECOM SALES.COM, INC.

### Main Warehouse

409 W. Cooper Street, Tipton MO 65081

### Corporate Headquarters

5500 Olympic Drive  
STE H105 - PMB 117, Gig Harbor, WA 98335

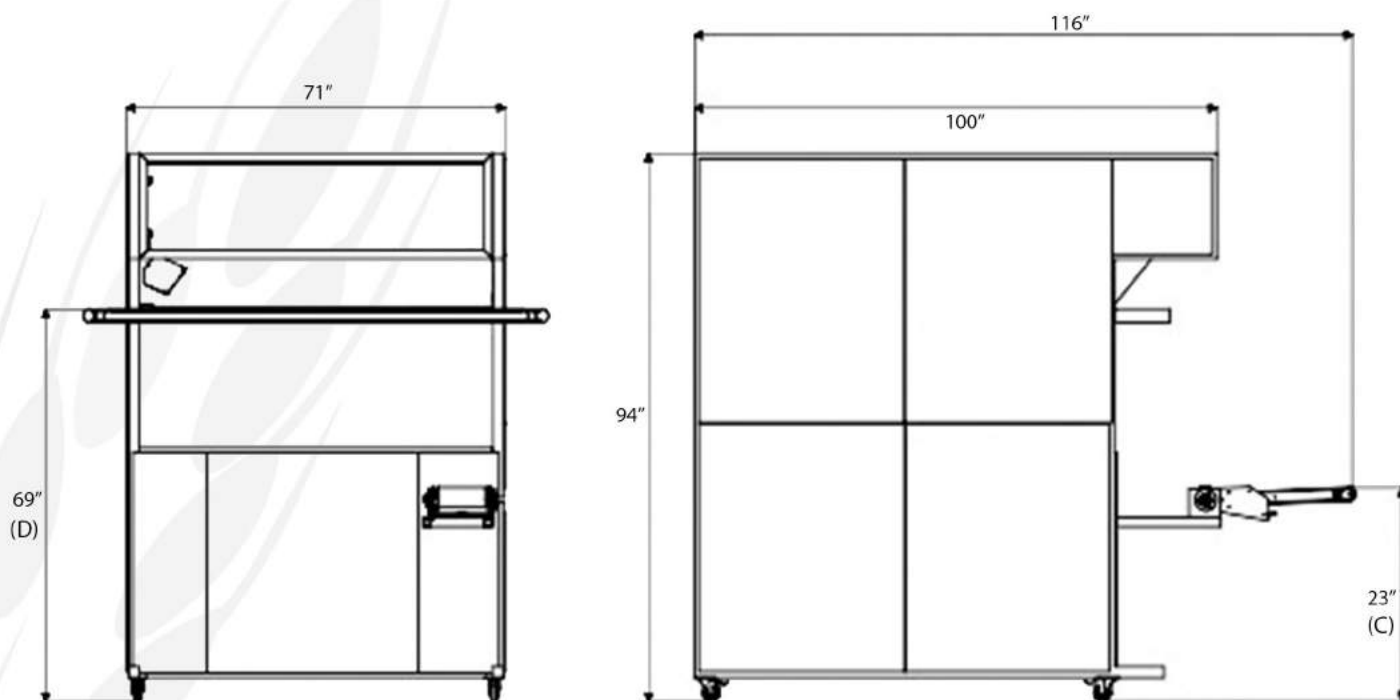
### Customer Service

PH: 360-255-7467, 888-869-5737  
FX: 253-276-0244 sales@becomsales.com



## Technical Data

MODEL	Pocket Quantity	Dims	Enter / Exit Dims	Weight	Proofing Time	Power
BE-IP-640 ( 640 Pocket )	640	116" x 71 x 94" L x W x H	23" x 69" C x D	1984lbs	5-15 Minutes	220V 3Ph - 60Hz 2.4 AMPS



BECOM SALES.COM, INC.

### Main Warehouse

409 W. Cooper Street, Tipton MO 65081

### Corporate Headquarters

5500 Olympic Drive  
STE H105 - PMB 117, Gig Harbor, WA 98335

### Customer Service

PH: 360-255-7467, 888-869-5737  
FX: 253-276-0244 sales@becomsales.com



## Overview

Humidifier units ensure optimum humidity and temperature for quality dough fermentation. This unit has a special steam generator with automatic control. The fan, which is located on top of the device is blown toward the proof box delivering consistent heat and humidity.



BECOM SALES.COM, INC.

### Main Warehouse

409 W. Cooper Street, Tipton MO 65081

### Corporate Headquarters

5500 Olympic Drive  
STE H105 - PMB 117, Gig Harbor, WA 98335

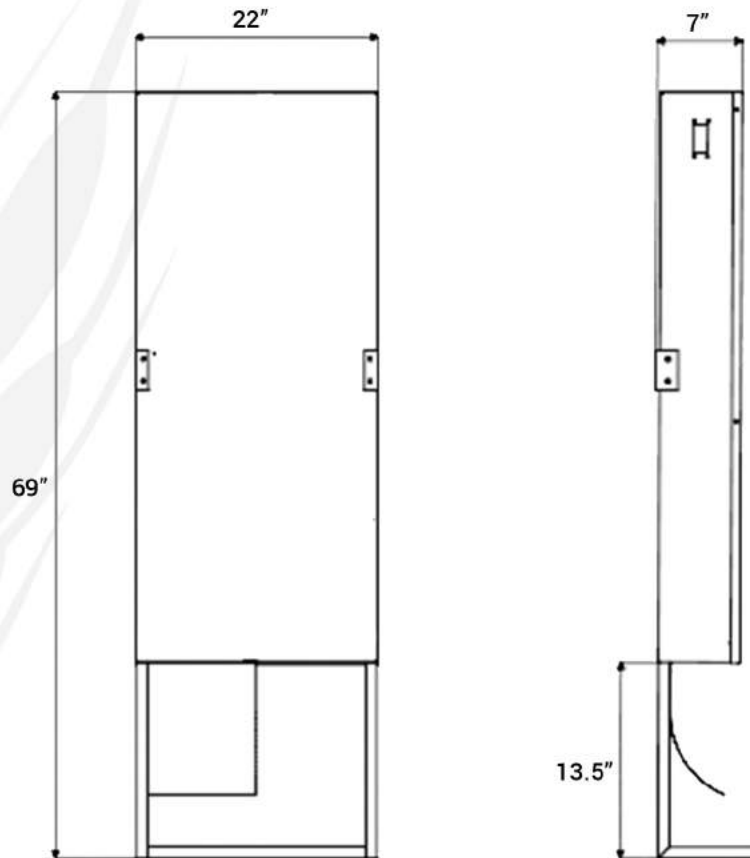
### Customer Service

PH: 360-255-7467, 888-869-5737  
FX: 253-276-0244 sales@becomsales.com



## Technical Data

MODEL	AREA	DIMENSIONS	WEIGHT	POWER
BE-PH-STD	352 cu. ft.	22" x 7" x 69"	110lbs	220V - 3Ph - 60Hz 17 AMPS



BECOM SALES.COM, INC.

### Main Warehouse

409 W. Cooper Street, Tipton MO 65081

### Corporate Headquarters

5500 Olympic Drive  
STE H105 - PMB 117, Gig Harbor, WA 98335

### Customer Service

PH: 360-255-7467, 888-869-5737  
FX: 253-276-0244 sales@becomsales.com



SCALING AND MEASURING

MIXING AND KNEADING

MAKE-UP AND PROCESSING

PROOFING AND RETARDING

**OVENS**

Deck Ovens

Rack Ovens

COMPLETE BREAD LINE

BECOM SALES.COM, INC.

**Main Warehouse**

409 W. Cooper Street, Tipton MO 65081

**Corporate Headquarters**

5500 Olympic Drive  
STE H105 - PMB 117, Gig Harbor, WA 98335

**Customer Service**

PH: 360-255-7467, 888-869-5737  
FX: 253-276-0244 sales@becomsales.com



## Overview

These electric deck ovens are ideal for small bakeries, but can also work very well in larger bakeries as a second oven. Mini deck ovens are modular, versatile and can be manufactured in multi deck configurations. Each deck can be controlled individually between 0° and 575° and both top and bottom elements are controlled separately. Products can be observed clearly with glass doors and powerful lighting. The special baking stone hearths hold heat at a maximum level for artisan baking at its best. Proofing cabinet bases are available as an option.



BECOM SALES.COM, INC.

### Main Warehouse

409 W. Cooper Street, Tipton MO 65081

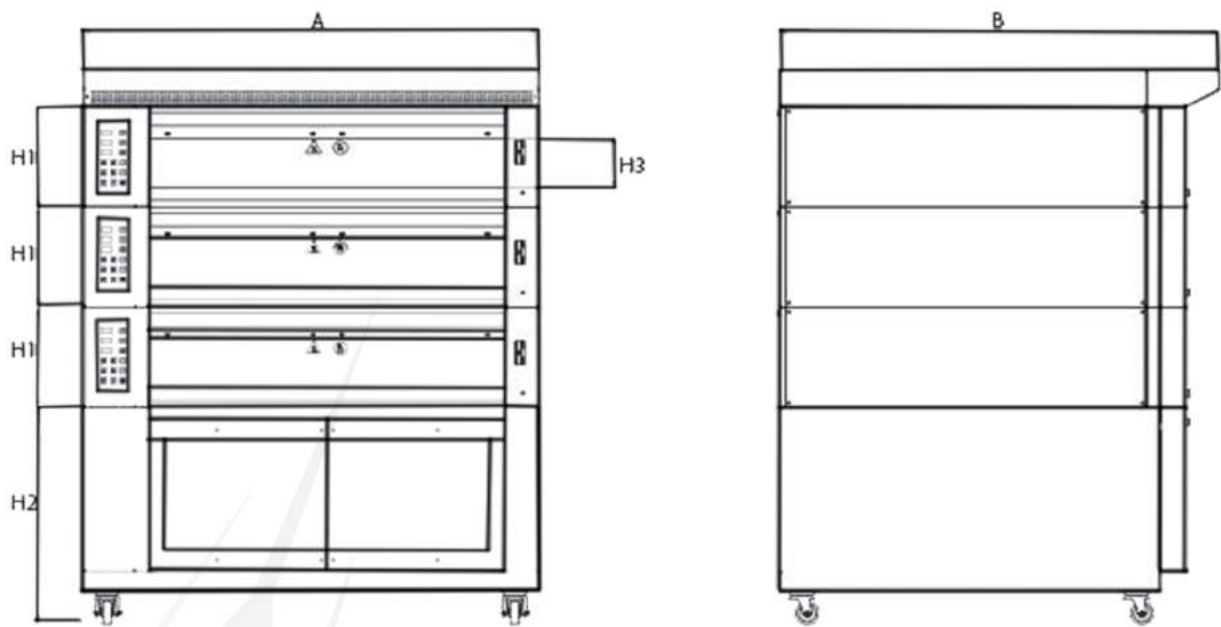
### Corporate Headquarters

5500 Olympic Drive  
STE H105 - PMB 117, Gig Harbor, WA 98335

### Customer Service

PH: 360-255-7467, 888-869-5737  
FX: 253-276-0244 sales@becomsales.com





MODEL		BE-MMDO-45	BE-MMDO-90	BE-MMDO-180
External Dims	H (Overall Height)	77"	77"	77"
	H1 (Deck Height)	15"	14"	14"
	H2 (Proofer Height)	30"	30"	30"
	A	43"	61"	62"
	B	63"	63"	100"
Internal Dims	H	8"	8"	8"
	A	36"	36"	73"
	B	29"	49"	49"
Maximum Heat	°F	570°F	570°F	570°F
Weight	lbs	375lbs	617lbs	1235lbs
Power		220V/3Ph/60Hz 14 AMPS	220V/3Ph/60Hz 27 AMPS	220V/3Ph/60Hz 48 AMPS

BECOM SALES.COM, INC.

**Main Warehouse**

409 W. Cooper Street, Tipton MO 65081

**Corporate Headquarters**

5500 Olympic Drive  
STE H105 - PMB 117, Gig Harbor, WA 98335

**Customer Service**

PH: 360-255-7467, 888-869-5737  
FX: 253-276-0244 sales@becomsales.com



## Overview

BEcoms Steam Tube Deck Oven is produced with six decks that are heated by a steam tube based system. Because the tubes wrap around each deck, heat is dispensed evenly throughout the oven. Each deck can be loaded or unloaded easily via the elaborate and highly efficient loading system. Baked products are transferred via belt to the next station for cooling and packaging. The control panel boasts a system memory of 250 options, and production can be monitored via your iOS or Android equipped device.



BECOM SALES.COM, INC.

### Main Warehouse

409 W. Cooper Street, Tipton MO 65081

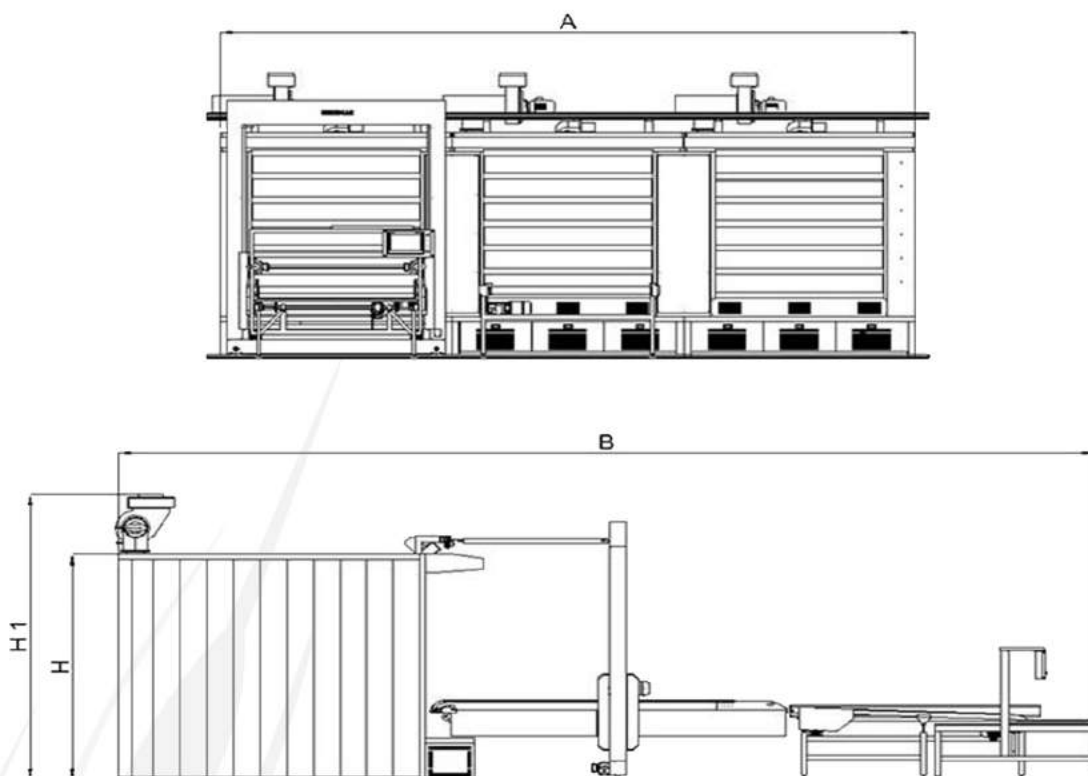
### Corporate Headquarters

5500 Olympic Drive  
STE H105 - PMB 117, Gig Harbor, WA 98335

### Customer Service

PH: 360-255-7467, 888-869-5737  
FX: 253-276-0244 sales@becomsales.com





MODEL		BE-ISTDO-625-E1	BE-ISTDO-625-E2	BE-ISTDO-625-E3
BAKING AREA	Sq. Ft.	269	538	807
DECK QUANTITY		6	6	6
LENGTH	A	453" / 37.75ft	453" / 37.75ft	453" / 37.75ft
WIDTH	B	106" / 8.8ft	117" / 9.75ft	319" / 37.75ft
HEIGHT	H	116" / 9.7ft	116" / 9.7ft	116" / 9.7ft
	H1	150" / 12.5ft	150" / 12.5ft	150" / 12.5ft
INNER DIMS	A	91" / 7.6ft	91" / 7.6ft	91" / 7.6ft
	B	70" / 5.8ft	70" / 5.8ft	70" / 5.8ft
	H	8"	8"	8"
MAX HEAT	°F	572°	572°	572°
WEIGHT	Lbs.	44092lbs	77162lbs	110231lbs
HEATING POWER	BTUs	714,605	142, 9210	214, 3815

BECOM SALES.COM, INC.

**Main Warehouse**

409 W. Cooper Street, Tipton MO 65081

**Corporate Headquarters**

5500 Olympic Drive  
STE H105 - PMB 117, Gig Harbor, WA 98335

**Customer Service**

PH: 360-255-7467, 888-869-5737  
FX: 253-276-0244 sales@becomsales.com



## SLIM MINI STEAM TUBE OVEN BE-SMSTO

### OVERVIEW



This oven is perfect for all types of products such as breads, rolls, pies, pastries, pizza, etc. the oven comes with its own steam generating system which can work independently in each oven deck. The oven can be supplied for use with natural gas or propane (LPG) gas. In either case, the consumption of gas is minimal and the baking results are stunning. As standard, both models are equipped with a stainless steel stand on wheels for easy placement.

BECOM SALES.COM, INC.

#### Main Warehouse

409 W. Cooper Street, Tipton MO 65081

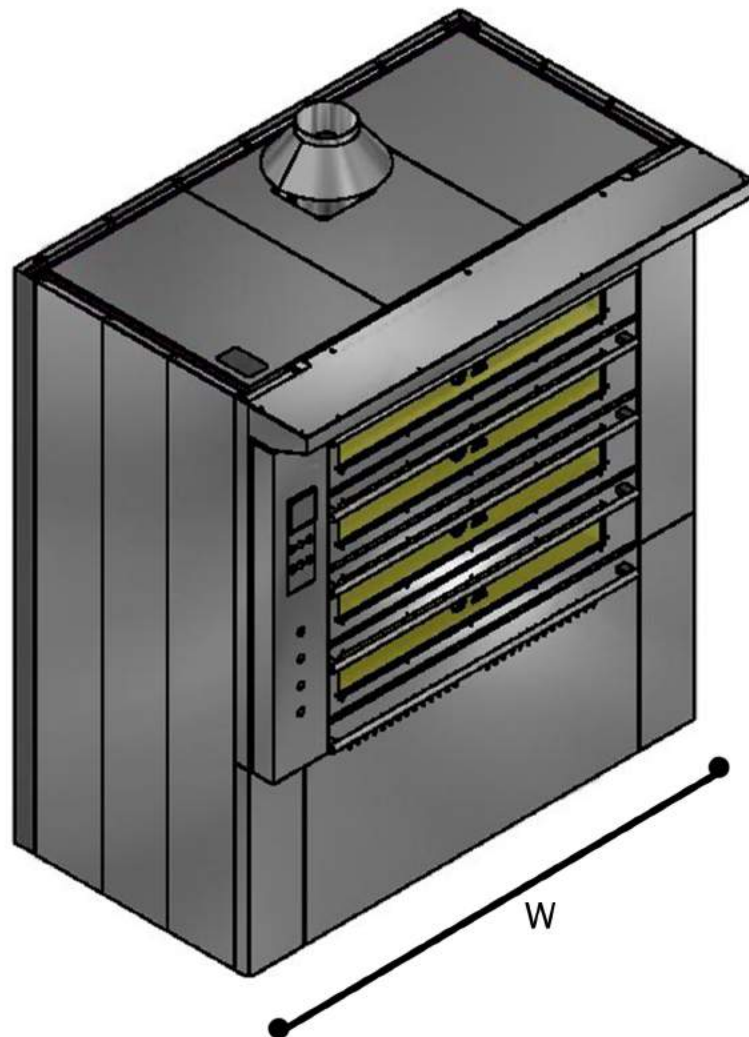
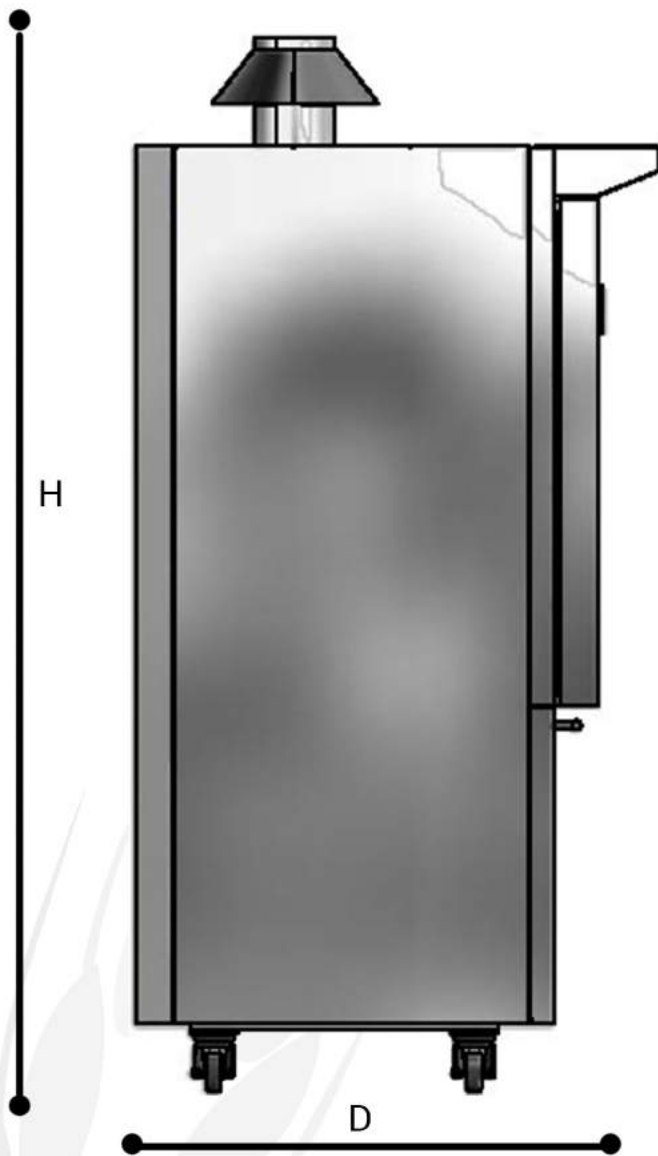
#### Corporate Headquarters

5500 Olympic Drive  
STE H105 - PMB 117, Gig Harbor, WA 98335

#### Customer Service

PH: 360-255-7467, 888-869-5737  
FX: 253-276-0244 sales@becomsales.com





MODEL	PAN QTY	PAN SIZE	DIMENSIONS	POWER	BTUs	WEIGHT
BE-SMSTO-20	8	18" x 26"	35"D x 65"W x 77"H	120V - 1Ph 60Hz	95,000	2800lbs
BE-SMSTO-40	12	18" x 26"	35"D x 84"W x 80"H	120V - 1Ph 60Hz	135,000	3000lbs

BECOM SALES.COM, INC.

**Main Warehouse**

409 W. Cooper Street, Tipton MO 65081

**Corporate Headquarters**

5500 Olympic Drive  
STE H105 - PMB 117, Gig Harbor, WA 98335

**Customer Service**

PH: 360-255-7467, 888-869-5737  
FX: 253-276-0244 sales@becomsales.com



## Overview

BEcom Sales MSTO Series oven has genuine vapor tube technology for the most authentic brick oven baking. The ovens individual self contained steam system, with the help of new atmospheric burners, saves up to 50% of energy usage. The high efficiency burners, and all other components are front mounted for easy access. These ovens have stone decks for that perfect artisan stone baked bread. The mini steam tube oven is fully equipped with a removable hood, halogen lamps on each deck, and full glass doors for easy viewing of your product.



BECOM SALES.COM, INC.

### Main Warehouse

409 W. Cooper Street, Tipton MO 65081

### Corporate Headquarters

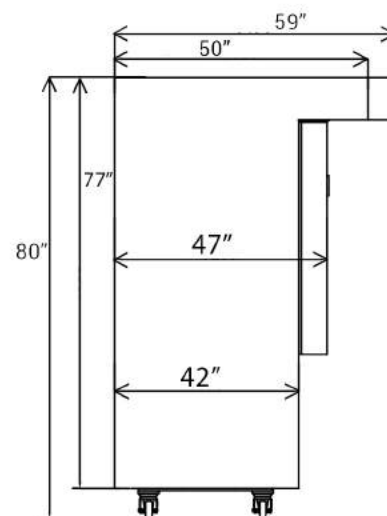
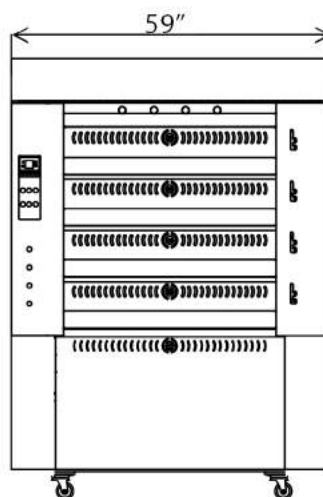
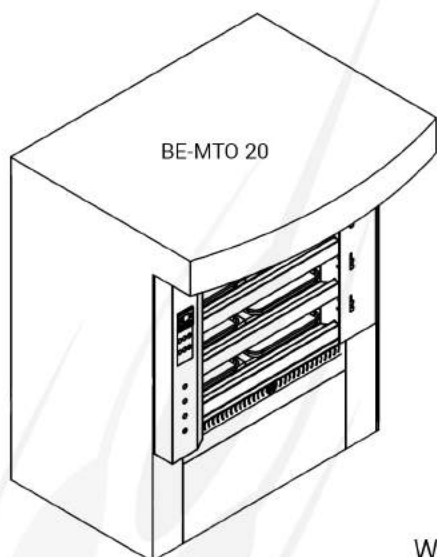
5500 Olympic Drive  
STE H105 - PMB 117, Gig Harbor, WA 98335

### Customer Service

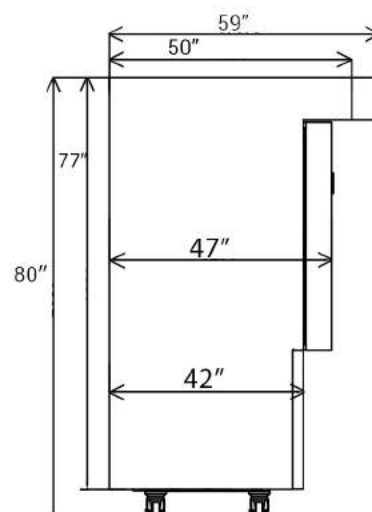
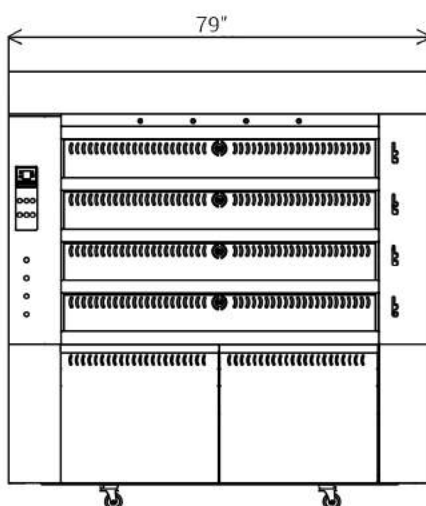
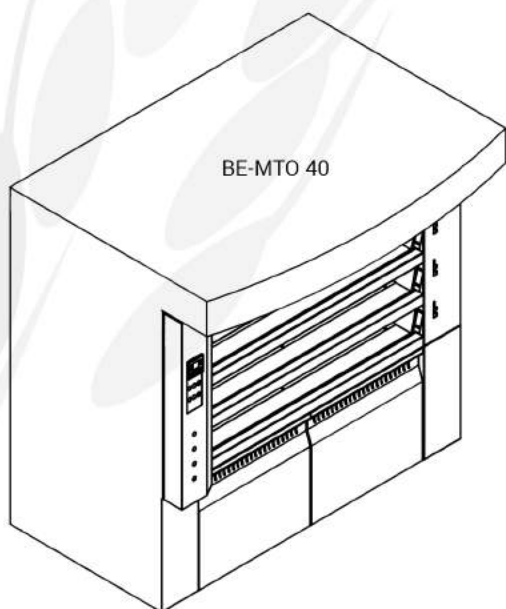
PH: 360-255-7467, 888-869-5737  
FX: 253-276-0244 sales@becomsales.com



MODEL	SQ. FT.	PAN SIZE	PAN QTY	DIMENSIONS W/OUT HOOD D x W x H	DIMENSIONS W/ HOOD D x W x H	DIMENSIONS AT STONE D x W x H	ELECTRIC POWER	HEATING POWER	WEIGHT
BE-MSTO 20	25	18" x 26"	8	47" x 59" x 80"	59" x 59" x 80"	27" x 40" x 7"	120V - 1Ph 60Hz - 20 AMPS	95,000 BTUs	2800 lbs.
BE-MSTO 40	43	18" x 26"	12	47" x 79" x 80"	59" x 79" x 80"	27" x 59" x 7"	120V - 1Ph 60Hz - 20 AMPS	135,000 BTUs	3000 lbs.



Water Pipe Connection: 1/2"  
Drain Of Steam Generator: 1/2"  
Gas Pipe Connection: 3/4"



BECOM SALES.COM, INC.

**Main Warehouse**

409 W. Cooper Street, Tipton MO 65081

**Corporate Headquarters**

5500 Olympic Drive  
STE H105 - PMB 117, Gig Harbor, WA 98335

**Customer Service**

PH: 360-255-7467, 888-869-5737  
FX: 253-276-0244 sales@becomsales.com



## Overview

Designed with artisan bakers in mind, the main feature of this oven is its heating system. Heat is spread throughout the decks by circulation of water vapor inside of parallel tubes surrounding each deck. The advantage of this system is providing equal heating on all points of the baking surface, as well as an abundant steam source. The heat exchanger and fire chamber are made of fire proof bricks. Bakers can obtain the same great quality products time after time thanks to the thick layer of heat fiber insulation, which helps to maintain consistent temperature, to conserve energy, and to make for quick heat recovery after loading/unloading. For the control system there are two options: manual control or touch screen panel.



BECOM SALES.COM, INC.

### Main Warehouse

409 W. Cooper Street, Tipton MO 65081

### Corporate Headquarters

5500 Olympic Drive  
STE H105 - PMB 117, Gig Harbor, WA 98335

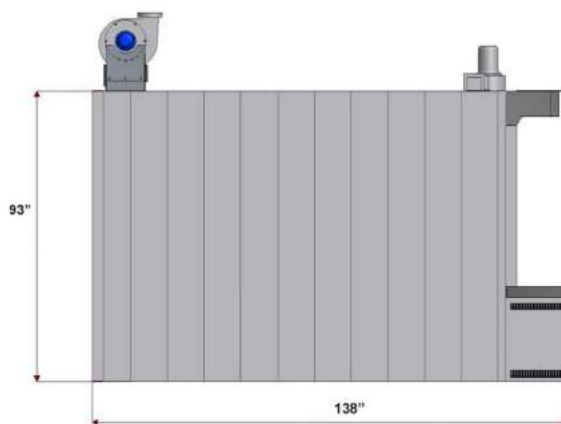

### Customer Service

PH: 360-255-7467, 888-869-5737  
FX: 253-276-0244 sales@becomsales.com



## Technical Data

MODEL		STO 100	STO 150	STO 180
Baking Area	Sq. Ft	108	162	194
Length	A	138	138	154
Width	B	83	83	83
Height	H	93	93	93
	H1	102	102	102
Inner Dims	Length	79	79	94
	Width	49	73	73
	Height	8	8	8
Max Heat	°	572	572	572
Weight	Lb	13,228	19,842	24,251
Pallet Dims	Height	94	94	110
	Width	23	23	23
Power		220 V 3Ph 60Hz 25 AMP		



BECOM SALES.COM, INC.

### Main Warehouse

409 W. Cooper Street, Tipton MO 65081

### Corporate Headquarters

5500 Olympic Drive  
STE H105 - PMB 117, Gig Harbor, WA 98335

### Customer Service

PH: 360-255-7467, 888-869-5737  
FX: 253-276-0244 sales@becomsales.com



SCALING AND MEASURING

MIXING AND KNEADING

MAKE-UP AND PROCESSING

PROOFING AND RETARDING

**OVENS**

Deck Ovens

Rack Ovens

COMPLETE BREAD LINE

BECOM SALES.COM, INC.

**Main Warehouse**

409 W. Cooper Street, Tipton MO 65081

**Corporate Headquarters**

5500 Olympic Drive  
STE H105 - PMB 117, Gig Harbor, WA 98335

**Customer Service**

PH: 360-255-7467, 888-869-5737  
FX: 253-276-0244 sales@becomsales.com





BEcom's Mini Rotary Oven is designed specially with cakes, pastries and breads in mind. Ideal for smaller locations and minimized space, this oven is economical and cost efficient. Double heat circulating fans located on both sides of your pans for equal distribution and even baking. The rotary convection oven is manufactured in full stainless steel with an optional black stainless steel, and is offered in electric or gas fired. Other options for this oven include proof box or a stainless table located at the bottom of the oven.

BECOM SALES.COM, INC.

**Main Warehouse**

409 W. Cooper Street, Tipton MO 65081

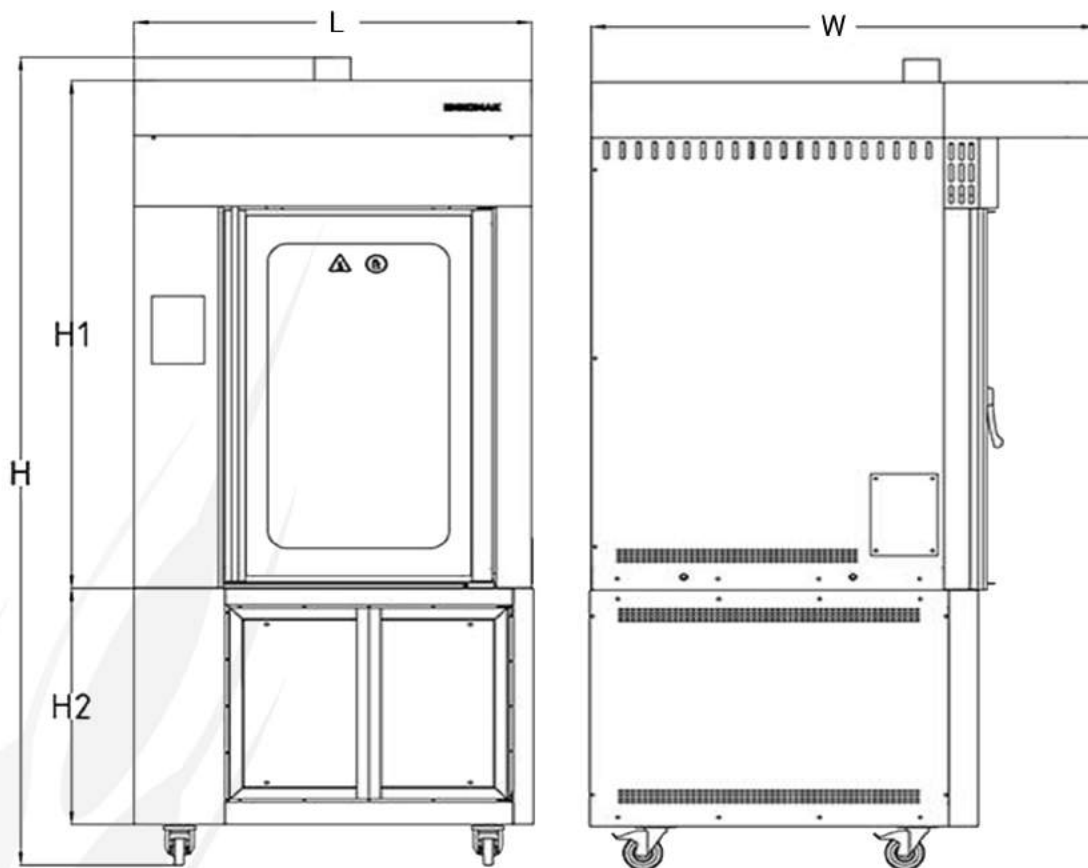
**Corporate Headquarters**

5500 Olympic Drive  
STE H105 - PMB 117, Gig Harbor, WA 98335

**Customer Service**

PH: 360-255-7467, 888-869-5737  
FX: 253-276-0244 sales@becomsales.com





MODEL	PAN QTY	DIMENSIONS W/ OUT PROOFER	DIMENSIONS W/ PROOFER	MAX TEMP	WEIGHT	POWER
BE-MINI-RO-E10	10	39"L X 50"W X 56"H	39"L X 50"W X 89"H	572°F	530 LBS	220V - 3PH - 60HZ - 60 AMPS
BE-MINI-RO-G10	10	39"L X 50"W X 56"H	39"L X 50"W X 89"H	572°F	530 LBS	220V - 3PH - 60HZ - 4 AMPS

**PROOF BOX**

MODEL	PAN QTY	DIMENSIONS	MAX TEMP	WEIGHT	POWER
BE-MINI-RO PROOF	5	39"L X 50"W X 26"	158°F	175	220V - 3PH - 60HZ - 6.3 AMPS

BECOM SALES.COM, INC.

**Main Warehouse**

409 W. Cooper Street, Tipton MO 65081

**Corporate Headquarters**

5500 Olympic Drive  
STE H105 - PMB 117, Gig Harbor, WA 98335

**Customer Service**

PH: 360-255-7467, 888-869-5737  
FX: 253-276-0244 sales@becomsales.com



## BREAD LINES

MODEL	DESCRIPTION	LIST
<b>COMPLETE BREAD LINES</b>		
88 POCKET	COMPLETE BREAD LINE - 88 POCKET	\$57,631
152 POCKET	COMPLETE BREAD LINE - 152 POCKET	\$60,216
176 POCKET	COMPLETE BREAD LINE - 176 POCKET	\$61,844
240 POCKET	COMPLETE BREAD LINE - 240 POCKET	\$65,386
328 POCKET	COMPLETE BREAD LINE - 328 POCKET	\$70,165
640 POCKET	COMPLETE BREAD LINE - 640 POCKET	\$83,870

BECOM SALES.COM, INC.

### Main Warehouse

409 W. Cooper Street, Tipton MO 65081

### Corporate Headquarters

5500 Olympic Drive  
STE H105 - PMB 117, Gig Harbor, WA 98335

### Customer Service

PH: 360-255-7467, 888-869-5737  
FX: 253-276-0244 sales@becomsales.com





- Volumetric Divider
- Conical Rounder
- Intermediate Proofer - 88 Pocket, 152 Pocket, 176 Pocket, 240 Pocket, 328 Pocket, and 640 Pocket available
- Long Moulder

BECOM SALES.COM, INC.

**Main Warehouse**

409 W. Cooper Street, Tipton MO 65081

**Corporate Headquarters**

5500 Olympic Drive  
STE H105 - PMB 117, Gig Harbor, WA 98335

**Customer Service**

PH: 360-255-7467, 888-869-5737  
FX: 253-276-0244 sales@becomsales.com



## SCALING AND MEASURING

MODEL	DESCRIPTION	LIST
<b>WATER COOLERS</b>		
BE-CHIL-300LT	WATER COOLER 300 LT	\$8,555.63
BE-CHIL-600LT	WATER COOLER 600 LT	\$16,647.40
BE-CHIL-900LT	WATER COOLER 900 LT	\$21,560.00
<b>WATER METERS</b>		
BE-WM-C	WATER METER (COLD WATER)	\$2,812.50
BE-WM-HC	WATER METER (HOT&COLD)	\$5062.50
<b>FLOUR SIFTER</b>		
BE-FS-10	FLOUR SIFTER	\$6,465.63
<i>*OPTION</i>	<i>Extra Screen</i>	<i>\$94</i>
<b>FLOUR DOSING UNIT</b>		
BE-EFS-3000	FLOUR SILO	PRICING DONE BY QUOTE ONLY
BE-EFS-4000	FLOUR SILO	PRICING DONE BY QUOTE ONLY
BE-EWS-3000	FLOUR DOSING UNIT	PRICING DONE BY QUOTE ONLY

BECOM SALES.COM, INC.

### Main Warehouse

409 W. Cooper Street, Tipton MO 65081

### Corporate Headquarters

5500 Olympic Drive  
STE H105 - PMB 117, Gig Harbor, WA 98335

### Customer Service

PH: 360-255-7467, 888-869-5737  
FX: 253-276-0244 sales@becomsales.com



## MIXING AND KNEADING

MODEL	DESCRIPTION	LIST
<b>SPIRAL MIXERS</b>		
BE-SFB-60	SPIRAL MIXER - REMOVEABLE BOWL	\$9,667
BE-SFB-80	SPIRAL MIXER - REMOVEABLE BOWL	\$13,869.38
BE-SFB-130	SPIRAL MIXER - REMOVEABLE BOWL	\$16,143.75
BE-SFB-160	SPIRAL MIXER - REMOVEABLE BOWL	\$23,529.00
BE-SFB-250	SPIRAL MIXER - REMOVEABLE BOWL	\$28,983.75
<b>PLANETARY MIXER</b>		
BE-PM-60	PLANETARY MIXER	\$5,857
<b>REMOVABLE BOWL SPIRAL MIXER</b>		
BE-SRB-250	REMOVABLE BOWL SPIRAL MIXER	\$51,060
BE-BL-250	BOWL HOIST	\$28,200
BE-EB-250	EXTRA BOWL - REMOVABLE BOWL	\$10,625
<b>DOUGH TRANSFER PLATFORM</b>		
BE-DTP-350	DOUGH TRANSFER PLATFORM	\$13,050
<b>FORK MIXERS</b>		
BE-FRKM-60	FORK MIXER	\$10,575.00
BE-FRKM-70	FORK MIXER	\$12,220.00
BE-FRKM-75	FORK MIXER	\$12,631.25
BE-FRKM-85	FORK MIXER	\$12,925.00
BE-FRKM-90	FORK MIXER	\$14,100.00
BE-FRKM-100	FORK MIXER	\$15,040.00
BE-FRKM-110	FORK MIXER	\$15,686.25
BE-FRKM-120	FORK MIXER	\$20,268.75
BE-FRKM-130	FORK MIXER	\$22,677.50

### Main Warehouse

409 W. Cooper Street, Tipton MO 65081

### Corporate Headquarters

5500 Olympic Drive  
STE H105 - PMB 117, Gig Harbor, WA 98335

### Customer Service

PH: 360-255-7467, 888-869-5737  
FX: 253-276-0244 sales@becomsales.com



## MAKEUP AND PROCESSING

MODEL	DESCRIPTION	LIST
<b>MULTI POCKET DIVIDER</b>		
BE-MPDR-3/1	MULTI POCKET DIVIDER 3/1	\$53,163
BE-MPDR-2/4	MULTI POCKET DIVIDER 2/4	\$53,163
<b>VOLUMETRIC DIVIDERS</b>		
BE-VDIV-2400-M	VOLUMETRIC DIVIDER (MANUAL)	\$25,012
BE-VDIV-4800-M	DOUBLE PISTON VOLUMETRIC DIVIDER	\$74,218.75
<i>*OPTION</i>	<i>TEFLON COATED HOPPER</i>	<i>\$688</i>
<i>*OPTION</i>	<i>PLC CONTROLLED SYSTEM</i>	<i>\$1,221</i>
<i>*OPTION</i>	<i>ROUNDING EQUIPMENT ON BELT</i>	<i>\$1,168</i>
<b>CONICAL ROUNDER</b>		
BE-CONR-RB	CONICAL ROUNDER	\$11,070.00
<i>*OPTION</i>	<i>HOT&amp;COLD AIR BLOWING SYSTEM</i>	<i>\$1,362</i>
<i>*OPTION</i>	<i>TEFLON COATED BODY</i>	<i>\$1,752</i>
<i>*OPTION</i>	<i>TEFLON COATED CHANNELS</i>	<i>\$1,362</i>
<i>*OPTION</i>	<i>ELECTRONIC SPEED CONTROL UNIT</i>	<i>\$1,559</i>
BE-CONR-IND	INDUSTRIAL CONICAL ROUNDER	\$21,038
<i>*OPTION</i>	<i>TEFLON COATED CHANNELS</i>	<i>\$1,052</i>
<i>*OPTION</i>	<i>TEFLON COATED BODY</i>	<i>\$1,349</i>
<i>*OPTION</i>	<i>ELECTRONIC SPED CONTROL UNIT</i>	<i>\$1,200</i>
<b>MULTI POCKET DIVIDER ROUNDERS</b>		
BE-2PDR-3000	MULTI POCKET DIVIDER ROUNDER	\$69,918
BE-4PDR-6000	MULTI POCKET DIVIDER ROUNDER	\$84,369
<i>*OPTION</i>	<i>TEFLON COATED HOPPER</i>	<i>\$584</i>
<i>*OPTION</i>	<i>BIG HOPPER (37 GALLONS)</i>	<i>\$829</i>
BE-FM-3000	FLATTENING AND MOULDING ATTACHMENT	\$32,531
<b>LONG MOULDER</b>		
BE-LM	LONG MOULDER	\$14,812.00
<b>PANNING MACHINE</b>		
BE-PM-9000	PANNING MACHINE	\$20,250
<b>DRY BREAD CRUMB MACHINES</b>		
BE-DBCM-40	DRY BREAD CDUMB MACHINE 40KG	\$6,240.00
BE-DBCM-80	DRY BREAD CRUMB MACHINE 80KG	\$7,310.00

BECOM SALES.COM, INC.

### Main Warehouse

409 W. Cooper Street, Tipton MO 65081

### Corporate Headquarters

5500 Olympic Drive  
STE H105 - PMB 117, Gig Harbor, WA 98335

### Customer Service

PH: 360-255-7467, 888-869-5737  
FX: 253-276-0244 sales@becomsales.com



## PROOFING AND RETARDING

MODEL	DESCRIPTION	LIST
<b>INTERMEDIATE PROOFERS</b>		
BE-IP-88	INTERMEDIATE PROOFER (88 PCKT)	\$13,923.75
BE-IP-152	INTERMEDIATE PROOFER (152 PCKT)	\$16,038.75
BE-IP-176	INTERMEDIATE PROOFER (176 PCKT)	\$16,743.75
BE-IP-240	INTERMEDIATE PROOFER (240 PCKT)	\$20,445.00
BE-IP-328	INTERMEDIATE PROOFER (328 PCKT)	\$24,557.50
BE-IP-640	INTERMEDIATE PROOFER (640 PCKT)	\$40,336
<i>*OPTION -CL</i>	<i>CLIMATOR UNIT</i>	<i>\$3,672.00</i>
<i>*OPTION -UV</i>	<i>UV LAMP</i>	<i>\$750.00</i>
<b>PROOFER HUMIDIFIER</b>		
BE-PH-STD	PROOFER HUMIDIFIER	\$5,746

BECOM SALES.COM, INC.

### Main Warehouse

409 W. Cooper Street, Tipton MO 65081

### Corporate Headquarters

5500 Olympic Drive  
STE H105 - PMB 117, Gig Harbor, WA 98335

### Customer Service

PH: 360-255-7467, 888-869-5737  
FX: 253-276-0244 sales@becomsales.com



## DECK OVENS

MODEL	DESCRIPTION	LIST
<b>MINI MULTI DECK OVENS</b>		
BE-MMDO-45	MINI MULTI DECK - 2 TRAY - 1 DECK	\$6,535
	MINI MULTI DECK - 2 TRAY - 2 DECKS	\$13,071
	MINI MULTI DECK - 2 TRAY - 3 DECKS	\$20,241
BE-MMDO-90	MINI MULTI DECK - 4 TRAY - 1 DECK	\$8,596
	MINI MULTI DECK - 4 TRAY - 2 DECKS	\$17,193
	MINI MULTI DECK - 4 TRAY - 3 DECKS	\$25,789
BE-MMDO-180	MINI MULTI DECK - 4 TRAY - 1 DECK	\$13,409
	MINI MULTI DECK - 4 TRAY - 2 DECKS	\$26,818
	MINI MULTI DECK - 4 TRAY - 3 DECKS	\$40,225
<i>*OPTION</i>	<i>PLC SCREEN CONTROL - 1 DECK</i>	<i>\$3,382</i>
<i>*OPTION</i>	<i>PLC SCREEN CONTROL - 2 DECKS</i>	<i>\$4,026</i>
<i>*OPTION</i>	<i>PLC SCREEN CONTROL - 3 DECKS</i>	<i>\$4,507</i>
<b>INDUSTRIAL STEAM TUBE DECK OVENS</b>		
BE-ISTDO-625-E1	STEAM TUBE DECK OVEN	\$178,169
BE-ISTDO-625-E2	STEAM TUBE DECK OVEN	\$276,192
BE-ISTDO-625-E3	STEAM TUBE DECK OVEN	\$406,890
<b>STEAM TUBE DECK OVENS</b>		
BE-SMSTO-20	SLIM MINI STEAM TUBE OVEN - 8 TRAY	\$24,857
BE-SMSTO-40	SLIM MINI STEAM TUBE OVEN - 12 TRAY	\$25,468
BE-MSTO-20	MINI STEAM TUBE OVEN - 8 TRAY	\$23,357
BE-MSTO-40	MINI STEAM TUBE OVEN - 12 TRAY	\$25,968
<b>STEAM TUBE OVENS</b>		
BE-STO-100	STEAM TUBE OVEN	\$70,344
BE-STO-150	STEAM TUBE OVEN	\$79,233
BE-STO-180	STEAM TUBE OVEN	\$89,044
<i>*OPTION</i>	<i>2 RACK PROOF BOX FOR BE-STO SERIES</i>	<i>\$6,904</i>
<i>*OPTION</i>	<i>PLC SCREEN CONTROL</i>	<i>\$2,560</i>

BECOM SALES.COM, INC.



## RACK OVENS

MODEL	DESCRIPTION	LIST
<b>RACK OVENS</b>		
BE-MINI-RO-G10	MINI RACK OVEN - GAS	\$12,268
BE-MINI-RO-E10	MINI RACK OVEN - ELECTRIC	11018
<i>*OPTION</i>	<i>PROOF BOX</i>	<i>\$2,685</i>
<i>*OPTION</i>	<i>PLC SCREEN</i>	<i>\$2,145</i>
<i>*OPTION</i>	<i>STAINLESS STEEL STAND</i>	<i>\$1,645</i>
<i>*OPTION</i>	<i>BLACK STAINLESS STEEL</i>	<i>\$1,000</i>

BECOM SALES.COM, INC.

### Main Warehouse

409 W. Cooper Street, Tipton MO 65081

### Corporate Headquarters

5500 Olympic Drive  
STE H105 - PMB 117, Gig Harbor, WA 98335

### Customer Service

PH: 360-255-7467, 888-869-5737  
FX: 253-276-0244 sales@becomsales.com



## BREAD LINES

MODEL	DESCRIPTION	LIST
<b>COMPLETE BREAD LINES</b>		
88 POCKET	COMPLETE BREAD LINE - 88 POCKET	\$52,391
152 POCKET	COMPLETE BREAD LINE - 152 POCKET	\$54,741
176 POCKET	COMPLETE BREAD LINE - 176 POCKET	\$56,221
240 POCKET	COMPLETE BREAD LINE - 240 POCKET	\$59,441
328 POCKET	COMPLETE BREAD LINE - 328 POCKET	\$63,786
640 POCKET	COMPLETE BREAD LINE - 640 POCKET	\$76,245

BECOM SALES.COM, INC.

### Main Warehouse

409 W. Cooper Street, Tipton MO 65081

### Corporate Headquarters

5500 Olympic Drive  
STE H105 - PMB 117, Gig Harbor, WA 98335

### Customer Service

PH: 360-255-7467, 888-869-5737  
FX: 253-276-0244 sales@becomsales.com